



# UNIVERSITY OF GUAM CITIZEN-CENTRIC REPORT FISCAL YEAR 2021 (October 2020 to September 2021)



## ABOUT THE UNIVERSITY OF GUAM

The University of Guam (UOG) was founded in 1952 as the Territorial College of Guam. The institution became the University of Guam in 1968 through Public Law 9-233. UOG became a land-grant university in 1972 and gained administrative autonomy with the enactment of "The Higher Education Act of 1976," which established the University as a nonprofit public corporation.

UOG is a U.S. land-grant institution accredited by the WASC Senior College and University Commission (WSCUC) offering baccalaureate and master's degrees. Through its land-grant mission of instruction, research, and community outreach, UOG continues to impact the quality of life of Pacific Island societies, including students from various ethnicities, who will become the region's next generation of leaders.



U.S. News & World Report ranked UOG a "Top Performer on Social Mobility," one of the "Best Regional Universities" in the West, and a "Top Public School" for the second year in a row.

## TABLE OF CONTENTS

About Us	Page 1
Institutional Performance	Page 2
Financial Performance	Page 3
Future Outlook	Page 4

## MISSION STATEMENT

*Ina, Deskubre, Setbe*  
To Enlighten, To Discover, To Serve

## EXECUTIVES

**Thomas W. Krise, Ph.D.**  
*President*

**Anita Borja Enriquez, DBA**  
*Senior Vice President and Provost*

**Randall V. Wiegand**  
*Vice President, Administration & Finance and Chief Business Officer*

## BOARD OF REGENTS

(As of May 1, 2022)

**Ms. Liza J. Provideo**  
*Chairperson*

**Ms. Sandra H. McKeever**  
*Vice Chairperson*

**Mr. Mike W. Naholowaa**  
*Treasurer*

**Mr. Agapito A. Diaz**  
*Regent*

**Ms. Bernadette N. Valencia**  
*Regent*

**Dr. Janice P. Malilay**  
*Regent*

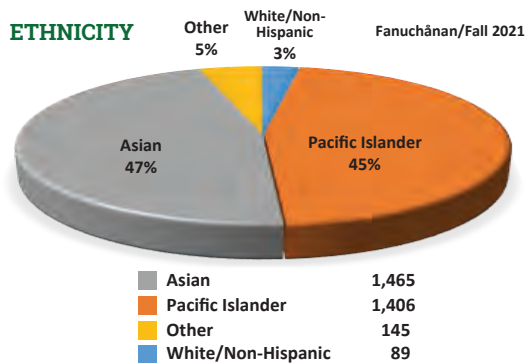
**Ms. Lesley-Anne Leon Guerrero**  
*Regent*

**Mr. Roland Certeza**  
*Regent*

**Ms. Anisa Topasna**  
*Student Regent*

**Dr. Thomas W. Krise**  
*Executive Secretary*

## STUDENT DEMOGRAPHICS



**GENDER**

1,823 FEMALE	<b>59%</b>	1,282 MALE	<b>41%</b>
--------------	------------	------------	------------

RESIDENTS **3,047** NON-RESIDENTS **58**

SOURCE: UOG 2021 Fanuchãnan (Fall) Standard Enrollment Report

**3,105 TOTAL STUDENTS**

## EMPLOYEE PROFILE

**186**  
FULL-TIME FACULTY

**317**  
FULL-TIME STAFF

**379**  
PART-TIME FACULTY AND STAFF

**38**  
ADMINISTRATORS

**920**  
TOTAL EMPLOYEES



**LOCATION** The UOG campus is located in Mangilao, Guam, on 110 acres overlooking scenic Pago Bay.

# ACADEMIC AND INSTITUTIONAL PERFORMANCE

## ACADEMIC PROFILE

- Open admissions
- Semester-based
- U.S. land-grant public comprehensive university
- 15 master's degrees
- 25 bachelor's degrees
- Online-ready courses
- First-year retention rate of 75%
- In FY21, UOG's class formats expanded to include in-person, online, and hybrid to accommodate all students during the COVID-19 pandemic.

## STATEMENT OF ACCREDITATIONS

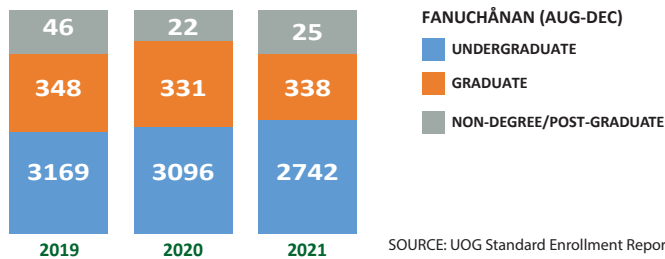
The University of Guam is accredited by the Western Association of Schools and Colleges Senior College and University Commission (WSCUC). Specific program accreditation is recognized by:

- ◆ Accreditation Commission for Education in Nursing, Inc. (ACEN)
- ◆ International Accreditation Council for Business Education (IACBE)
- ◆ Council on Social Work Education (CSWE)
- ◆ Association for Advancing Quality in Educator Preparation (AAQEP)

U.S. Accreditation by:

**WASC** Senior College and University Commission

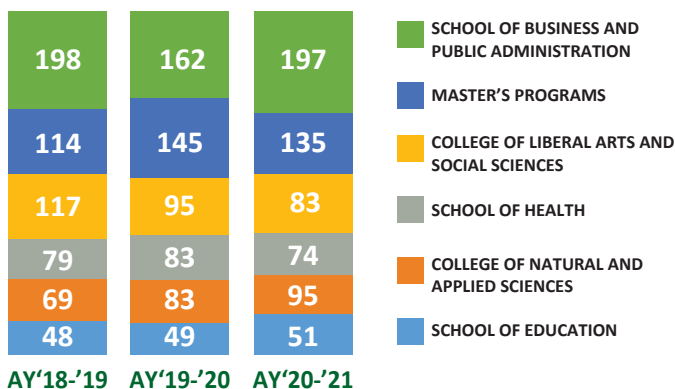
## ENROLLMENT BY DEGREE LEVEL



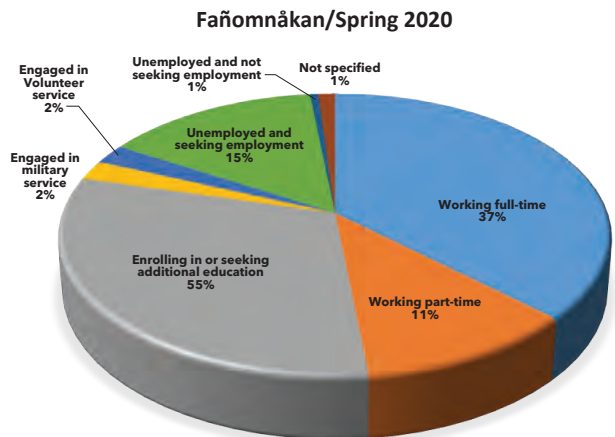
## GRADUATES IN ACADEMIC YEAR 2020-2021

**500 Bachelor's Degrees**    **135 Master's Degrees**

## DEGREES CONFERRED BY ACADEMIC YEAR



## ALUMNI 12-MONTH POST-GRADUATION SURVEY



**178 Total Responses**

SOURCE: UOG Fact Book AY2020-21

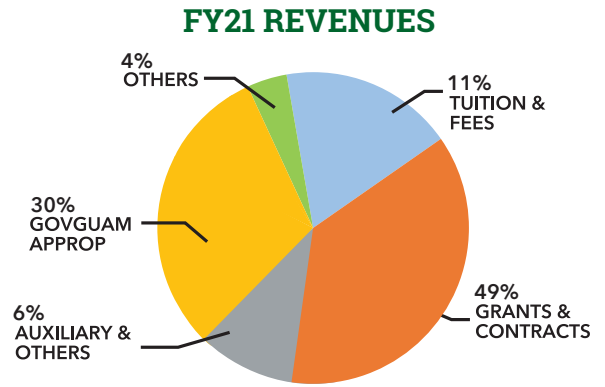
# FINANCIAL PERFORMANCE

## COMPARATIVE REVENUES (IN \$1,000)

In FY2021, university-generated revenues amounted to \$75.4 million, or 66% of UOG's total revenue of \$114.8 million, with a Government of Guam allotment of \$34.2 million, or 30%, and other revenues of \$5.1 million or 4%. The University continues to experience an increase in federal grant activity, mainly pertaining to the

National Science Foundation's Experimental Program to Stimulate Competitive Research (EPSCoR), National Cancer Institute-funded Pacific Island Partnership for Cancer Health Equity (U54-PIPCH), and Coronavirus Aid, Relief, and Economic Security (CARES) Act Higher Education Emergency Relief Fund (HEERF).

	FY19	FY20	FY21	FY20 vs FY21%
Tuition and Fees, Net	\$12,768	\$13,651	\$12,430	-9%
Grants and Contracts	\$36,108	\$38,035	\$56,183	48%
Auxiliary and Others	\$8,754	\$7,558	\$6,821	-10%
<b>Total Generated Revenues</b>	<b>\$57,630</b>	<b>\$59,244</b>	<b>\$75,434</b>	<b>27%</b>
GovGuam Appropriations	\$35,256	\$35,624	\$34,262	-4%
Others	\$1,685	\$2,584	\$5,123	98%
<b>Total Revenues</b>	<b>\$94,471</b>	<b>\$97,452</b>	<b>\$114,819</b>	<b>18%</b>

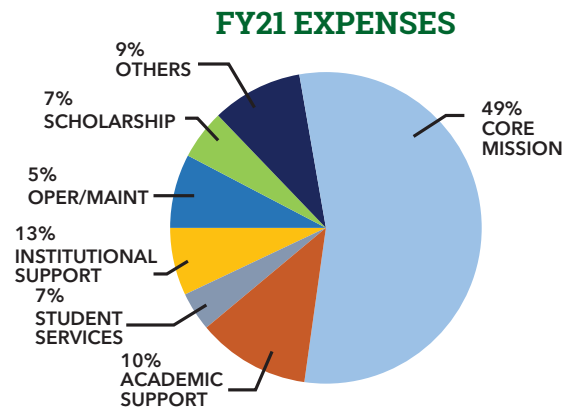


## COMPARATIVE EXPENSES (IN \$1,000)

The University spent \$53.5 million, or 49%, of its total expenses of \$109.2 million directly on its Core Mission. Of that, 38% went to instruction, 25% to public service, and 37% to research. The changes in total expenses are mainly due to the application of GASB

Statement No.75 (GASB 75), Accounting and Financial Reporting for Post-employment Benefits Other Than Pensions, and expenses pertaining to campus safety and operations through HEERF.

	FY19	FY20	FY21	% Change
Core Mission	\$44,618	\$46,496	\$53,449	14.95%
Academic Support	\$10,377	\$10,927	\$10,467	-4.21%
Student Services	\$2,597	\$6,298	\$7,975	26.63%
Institutional Support	\$7,015	\$10,068	\$14,686	45.87%
Operations and Maintenance	\$7,505	\$8,274	\$5,324	-35.65%
Scholarship	\$9,205	\$8,287	\$7,799	-5.89%
Others	\$12,407	\$9,905	\$9,514	-3.95%
<b>Total Expenses</b>	<b>\$93,724</b>	<b>\$100,255</b>	<b>\$109,214</b>	<b>8.94%</b>



## FINANCIAL HIGHLIGHTS

The University's overall financial position has been stable for the past years. Application of accounting standards pertaining to pensions (GASB 67,68,73) and post employment benefits other than pension (GASB 75) continues to have a significant impact on the University's financial statements.

The University's financial position has been under pressure due to the following factors:

- The appropriation for FY21 was \$26.1 million – about \$1.6 million less than FY20. The appropriation was further reduced to \$25.1 million in FY22.
- Enrollment for the Fanuchanan/Fall 2021 semester was 3,105. This was the sixth straight decline in enrollment.

Despite the many challenges, the University's change in net position increased from a loss of \$2.8 million to a gain of \$5.6 million in FY21. Factors contributing to the gain are as follows:

- Recovered expenses related to the disruption of campus operations due to COVID-19 through the Higher Education Emergency Relief Fund (HEERF). The revenue from HEERF has helped the University remain afloat in FY2021. HEERF is expected to expire in 2023.
- An increase in grant activity, including a five-year \$20 million grant from the National Science EPSCoR, which includes the development of a database of marine life near and around the island.



# STRATEGIC PLAN 2019-2024



Being recognized as a **RESEARCH UNIVERSITY** centered in island wisdom

Leading as a **PARTNERSHIP UNIVERSITY**



Growing our **FINANCIAL RESOURCES**



Enriching the **STUDENT EXPERIENCE**

Becoming a model for **OPERATIONS AND CUSTOMER SERVICE** in Guam and all of Micronesia



Building and sustaining our **INFRASTRUCTURE**



## LOOKING FORWARD

The University continues its progress toward six key initiatives under its Para Hulo' Strategic Plan. These include advancing its nationally recognized status as a research university, developing local, regional, national, and international partnerships, enhancing the student experience, becoming a model for operations and customer service, growing its financial resources, and improving and expanding needed infrastructure.

Through the development of a new Triton Advising Center, the Enrollment Management & Student Success division is working to further improve student retention and graduation rates by closer involvement with students in their academic, financial, and career planning as well as adviser training in these areas.

The plan for the new Student Success Center is underway. The current Student Center will be expanded to a fully integrated one-stop Student Success Center to meet the needs of current and future generations of students.

The University is grateful for the efforts of the governor, the Guam Legislature, and the director of the Department of Administration for the timely allotment payments and continues to pursue additional revenue sources to diversify its revenue streams and reduce dependency on the local government.

An \$8.5 million grant from the U.S. Economic Development Administration will fund the construction of a new Water & Environmental Research Institute and a new School of Health nursing annex. These buildings will positively impact the economy by supporting expanded water-testing services to businesses and Guam Waterworks Authority and training a skilled nursing workforce.

A School of Engineering building is planned to support the new civil engineering degree program. The program will regularly produce graduates who enter the local workforce and alleviate the growing demand for engineering expertise in the region.

The construction of the Guam Cultural Repository on the UOG campus is expected to be completed by Spring 2022. The facility is a joint program of the University of Guam and the Department of Chamorro Affairs to provide long-term curatorial services for the material remains recovered in Guam and surrounding areas.

Additionally, the University is pursuing a \$5.5 million loan to fund energy-efficiency projects and facility upgrades plans. This will be UOG's first non-USDA loan secured by non-appropriated revenue from the University.

## OUR CHALLENGES

The University continues to face the reduction in government appropriation and declining enrollment. The University developed programs to reach into local high schools in order to attract more high school graduates. In 2021, the Triton Advising Center was established to provide academic, financial, and career advisement to students to support retention and graduation. Despite the challenges in enrollment, degrees conferred by the University continue to increase.

The University continues to feel the impact of the COVID-19 pandemic. The impact of the pandemic added to the stress in the enrollment figures. Through HEERF, the University was able to provide students with a 5% tuition rebate, direct aid grants of up to \$700 to all eligible students, and additional grants of up to \$5,000. Due to the uncertainty surrounding the duration of the pandemic, the University is unable to reasonably estimate its ultimate financial impact.

**We want to hear from you! Do you believe this report should include any other information? Please contact Abigail Martin, Comptroller, at [martinarp@triton.uog.edu](mailto:martinarp@triton.uog.edu).**

**For further up-to-date information concerning the University of Guam, please visit [www.uog.edu](http://www.uog.edu).**