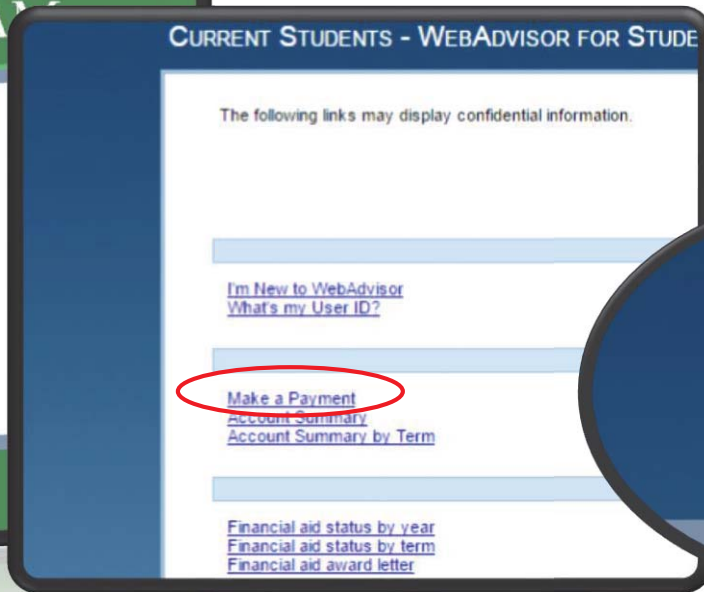
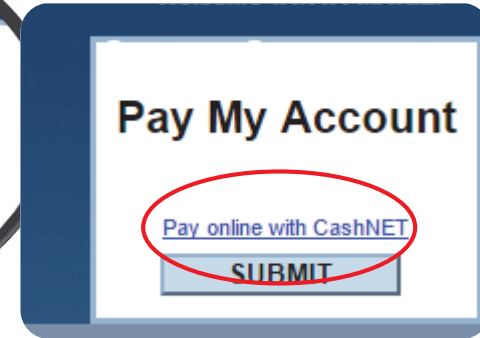
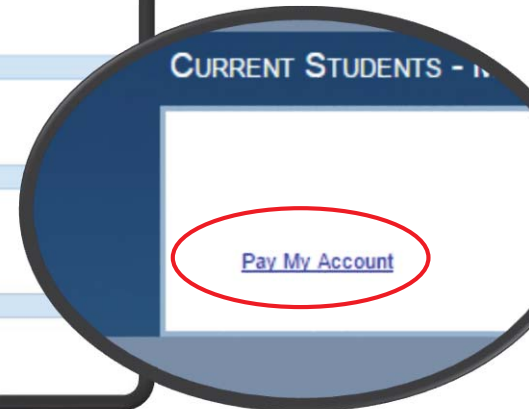


# How to make my tuition payment



- Access your **WebAdvisor** account online
- Find 'Make a Payment' under financial information
- Click 'Pay My Account'
- You will be taken to the online cashiering system



## CashNet Tips:

- Make a quick payment.
- Set up parent access for payments *only*.
- Set up a semester payment plan.

Search  your account view bills make payment Shopping Cart help sign out

UNIVERSITY OF GUAM  
UNIBETSEDÁT GUAHAN

# CashNet

Student Account Online  
XXXXXXXXXXXX  
DANYA MARIE SANTOS

Your Account	
Current Balance	\$0.00
Minimum Due	\$0.00
<a href="#">Click here to make a payment</a> (Zero or credit balances are not displayed)	

Your Recent Payments	
You have no recent payments.	
<a href="#">View All</a>	

Parent PINs	
You currently have no Parent PINs set up.	
<a href="#">Add New</a>	

Your Bills	
There are currently no bills for your account.	
<a href="#">View All</a>	

Installment Payment Plans	
<a href="#">Click here to enroll in the Summer 2016 payment plan.</a>	

Saved Accounts	
You have no saved payment methods.	
<a href="#">Add New</a>	