



Bachelor of Business Administration Alumni Study Summary of Results December 2008

Alumni Satisfaction

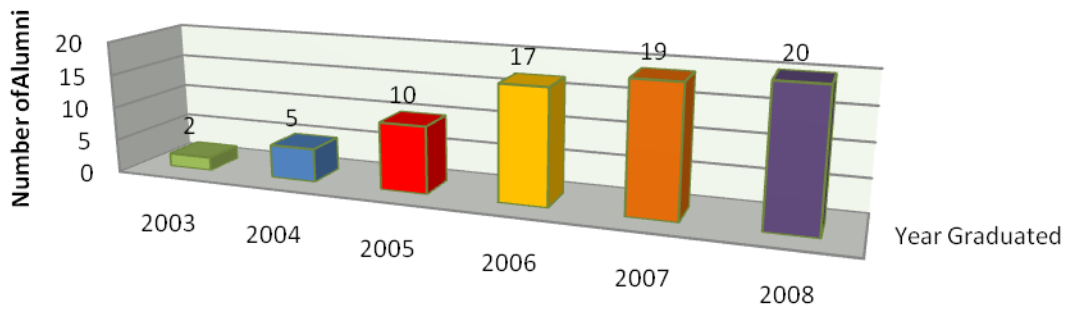
Item:	Mean	N	Std. Dev.
Satisfaction with SBPA Faculty	3.70*	73	.794
Satisfaction with SBPA Business Programs	3.71*	73	.790
Satisfaction with overall SBPA educational experience	3.85*	73	.811
Satisfaction with specific concentration	3.62*	73	.981
Satisfaction with SBPA preparation for career	3.63*	73	.936
How well chosen field of study relates to job	3.68**	73	1.039

*Scale: 1-5, where 1 = Definitely Unsatisfied, 2 = Somewhat Dissatisfied, 3 = Neutral, 4 = Somewhat Satisfied, and 5 = Definitely Satisfied

**Scale: 1-5, where 1 = Does Not Relate, 2 = Somewhat Unrelated, 3 = Neutral, 4 = Somewhat Related, and 5 = Completely Relates

Alumni Year Graduated?

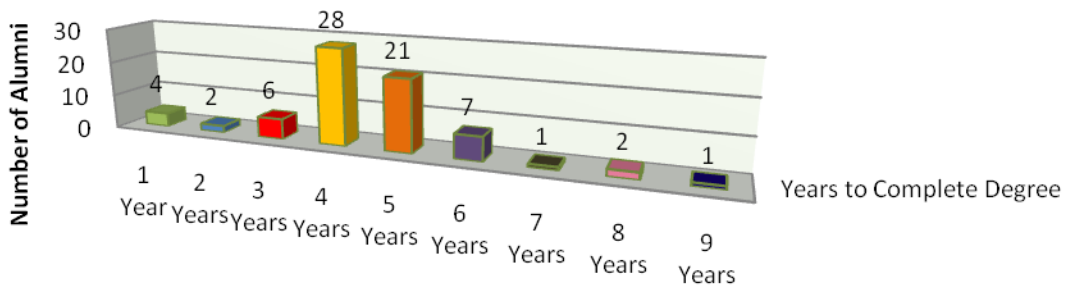
n=73



	2003	2004	2005	2006	2007	2008
■ Year Graduated	2	5	10	17	19	20

Alumni Years to Complete Degree?

n=72

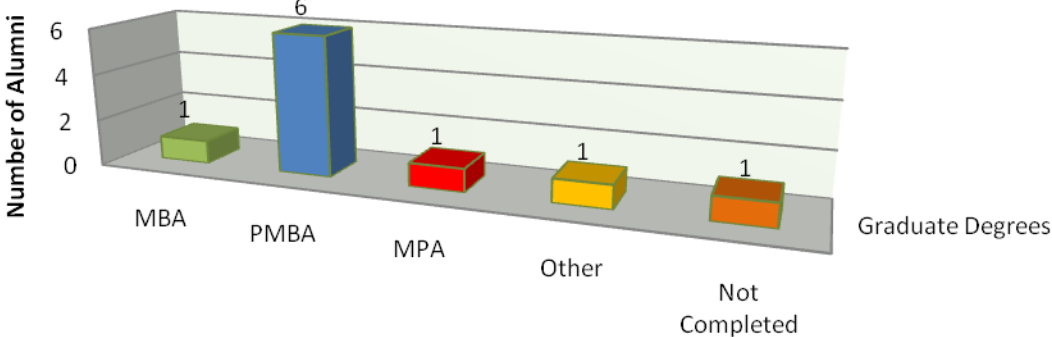


	1 Year	2 Years	3 Years	4 Years	5 Years	6 Years	7 Years	8 Years	9 Years
■ Years to Complete Degree	4	2	6	28	21	7	1	2	1

Axis Title

Alumni Graduate Degrees?

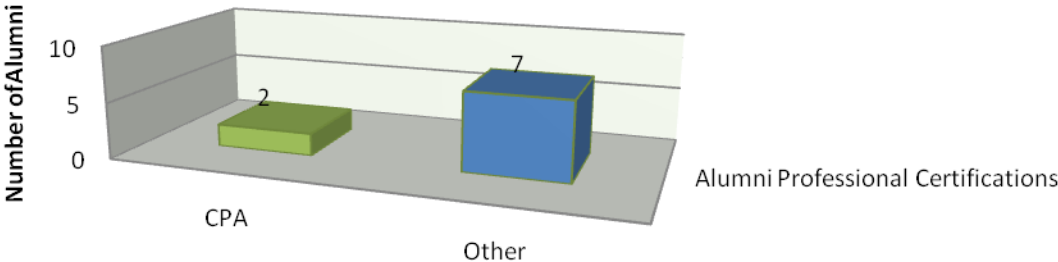
n=10



	MBA	PMBA	MPA	Other	Not Completed
■ Graduate Degrees	1	6	1	1	1

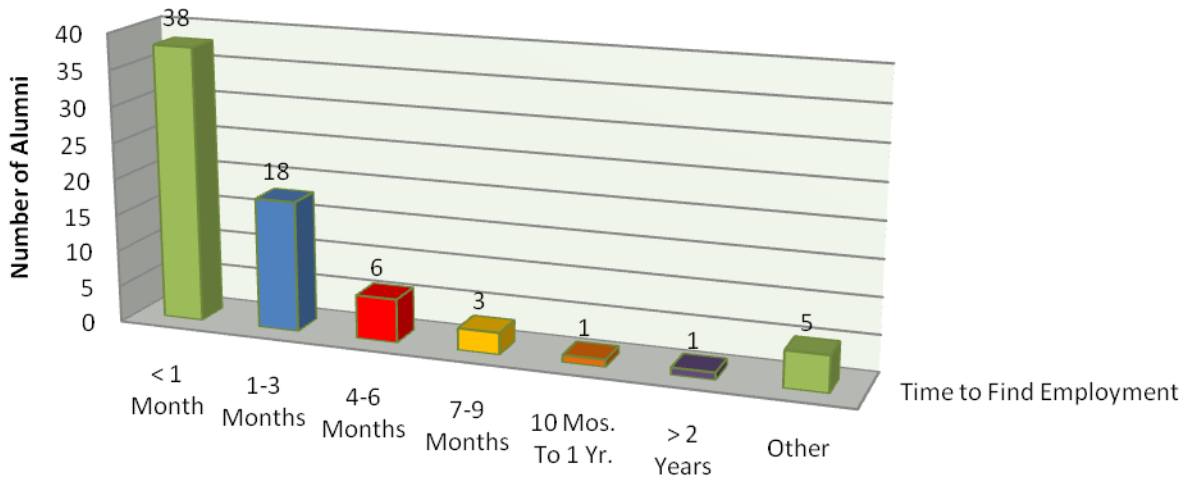
Alumni Professional Certifications?

n=9




	CPA	Other
■ Alumni Professional Certifications	2	7

Alumni Time to Find Employment? n=72

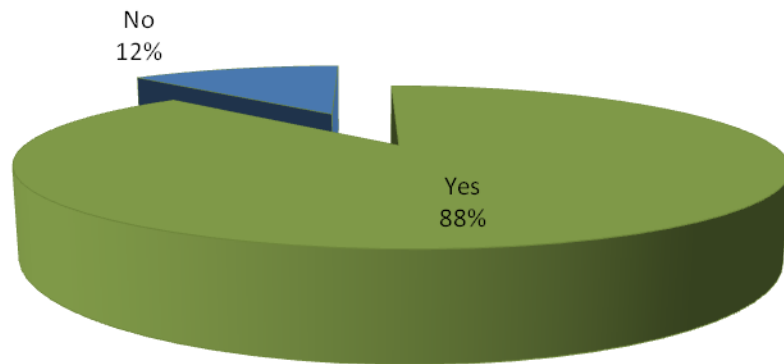


	< 1 Month	1-3 Months	4-6 Months	7-9 Months	10 Mos. To 1 Yr.	> 2 Years	Other
■ Time to Find Employment	38	18	6	3	1	1	5

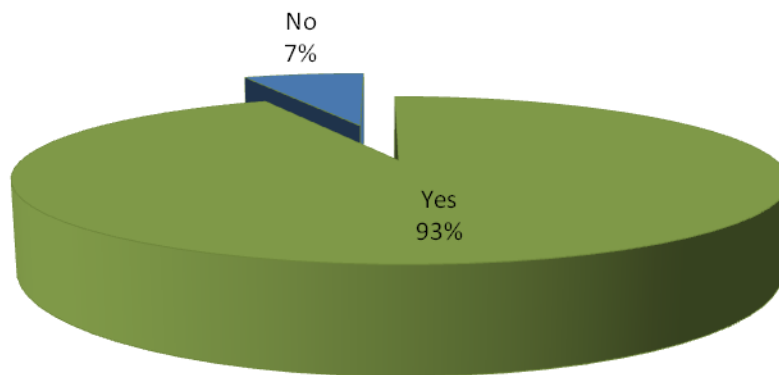
Alumni Employed in Field of Study? n=73



SBPA Plays Active Role in Guam's Development? n=73

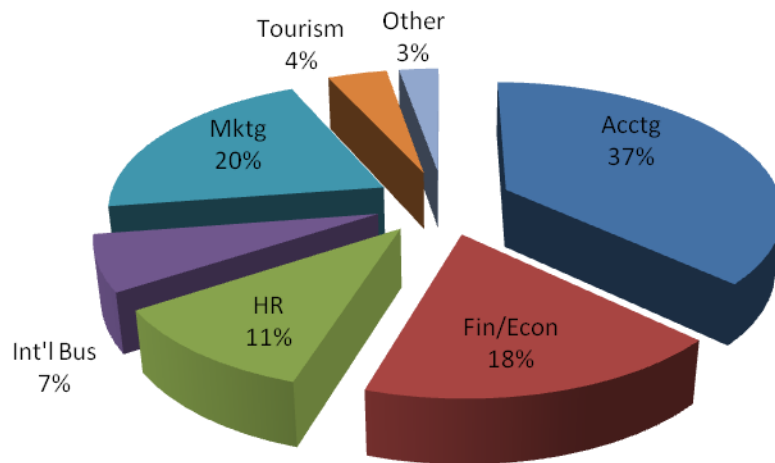


Recommend SBPA? n = 73



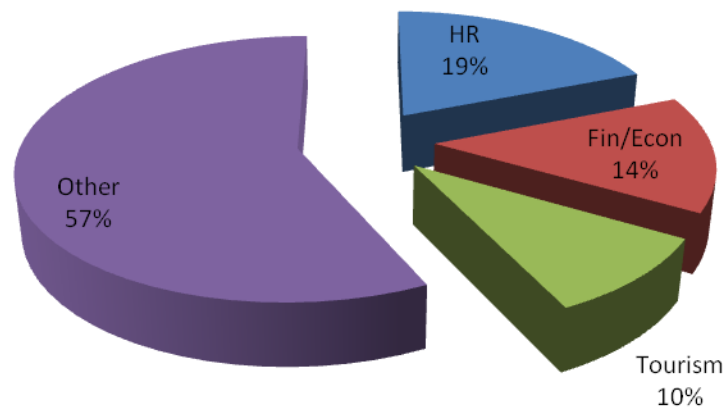
Alumni Primary Concentration?

n = 73



Alumni Secondary Concentration?

n = 21



**UOG –SBPA
SURVEY**
November 2008

Subject Name: _____
Phone Number: _____

Survey #: _____
Interviewer: _____

Date: (1st) _____ (2nd) _____ (3rd) _____
Time: (1st) _____ (2nd) _____ (3rd) _____

SCREENING QUESTIONS

(Interviewer – Read the following to respondent.)

Good morning/afternoon/evening, my name is _____. We are conducting a market research study among University of Guam Business Program alumni and would like to include your opinions. Your input will help UOG's Business program improve its program offerings and services. Your attitudes, preferences, opinions and information are vital to this study and will be kept strictly confidential. No names will be attached to the surveys. The interview will take around 15 minutes. Would you be willing to answer a few questions? If "No", terminate and thank the respondent.

(Interviewer – Read the following to respondent.)

First, I would like to ask you a couple of question for verification purposes.

1. What was your primary major/concentration?

- | | |
|--|---|
| <input type="checkbox"/> (1) Marketing | <input type="checkbox"/> (5) Tourism |
| <input type="checkbox"/> (2) Accounting | <input type="checkbox"/> (6) International Business |
| <input type="checkbox"/> (3) Human Resources | <input type="checkbox"/> (7) Other: _____ |
| <input type="checkbox"/> (4) Finance and Economics | <input type="checkbox"/> (99) No Answer |

2. What was your secondary major/concentration?

- | | |
|--|---|
| <input type="checkbox"/> (1) Marketing | <input type="checkbox"/> (5) Tourism |
| <input type="checkbox"/> (2) Accounting | <input type="checkbox"/> (6) International Business |
| <input type="checkbox"/> (3) Human Resources | <input type="checkbox"/> (7) Other: _____ |
| <input type="checkbox"/> (4) Finance and Economics | <input type="checkbox"/> (99) None |

3. What year did you graduate from UOG?

- | | |
|-----------------------------------|---|
| <input type="checkbox"/> (1) 2002 | <input type="checkbox"/> (5) 2006 |
| <input type="checkbox"/> (2) 2003 | <input type="checkbox"/> (6) 2007 |
| <input type="checkbox"/> (3) 2004 | <input type="checkbox"/> (7) 2008 |
| <input type="checkbox"/> (4) 2005 | <input type="checkbox"/> (8) Other: _____ |

4. What semester did you graduate from UOG?

- | | |
|-------------------------------------|-----------------------------------|
| <input type="checkbox"/> (1) Spring | <input type="checkbox"/> (2) Fall |
|-------------------------------------|-----------------------------------|

(3) Summer

(4) Other:

5. How many years did it take you to complete your degree? _____

ALUMNI DATA

6. After your graduation, did you continue on to graduate studies, what degree did you earn?

(1) MBA

(5) Other:_____

(2) PMBA

(6) Not completed:_____

(3) MPA

(99) None

(4) Ph.D.

7. Did you earn any professional certifications?

(1) CPA

(3) Other:_____

(2) CFP (Series 7)

(99) None

8. What year did you complete your graduate degree or certification?

(1) 2002

(5) 2006

(2) 2003

(6) 2007

(3) 2004

(7) 2008

(4) 2005

(8) Other:_____

FIRST INFORMATION OBJECTIVE

9. How did you feel about the faculty of School of Business and Public Administration (Friendly, Knowledgeable, teaching abilities)?

Definitely satisfied

Slightly dissatisfied

Generally satisfied

Generally dissatisfied

Slightly satisfied

Definitely dissatisfied

10. How did you feel about the School of Business and Public Administration's educational programs?

Definitely satisfied

Slightly dissatisfied

Generally satisfied

Generally dissatisfied

Slightly satisfied

Definitely dissatisfied

11. How did you feel about the overall educational experience at the School of Business and Public Administration (fulfilling, fun, and challenging)?

Definitely satisfied

Slightly satisfied

Generally satisfied

Slightly dissatisfied

- Generally dissatisfied
- Definitely dissatisfied

12. Do you feel that the School of Business and Public Administration has played an active role in the development of Guam?

- Definitely Agree
- Generally Agree
- Slightly Agree
- Slightly Disagree
- Generally Disagree
- Definitely Disagree

13. If you were to do it again, would you pick the same concentration?

- Yes
- No

14. If you answer "NO" to the previous question, then which concentration would you pick?

- Marketing
- Accounting
- Human Resources
- Finance and Economics
- Tourism
- International Business
- Other than business

SECOND INFORMATION OBJECTIVE

15. How long did it take you to get a job in your chosen field after you graduated from the University of Guam?

- Immediately
- 1 to 3 months
- 3 to 6 months
- 6 months to 1 year
- Over a year

16. What industry are you in?

- Tourism
- Financial/Banking
- Retail
- Construction
- Medical
- Government (Fed, State, City)
- Military
- Educational
- Wholesale
- Legal
- Insurance
- Other

17. On a scale of 1 to 5, how well do you feel your chosen field of study relates to your job (1 being it does not relate to your study and 5 being it completely relates to your study)?

Does not relate 1 2 3 4 5 Very Closely Related

18. Do you feel the degree helped you advance in your career?

- Definitely Helpful
- Generally Helpful
- Somewhat Helpful
- Not Very Helpful
- Definitely did not help at all

19. Overall, how good of a job has School of Business and Public Administration done to prepare you for your career?

- Poor
- Fair
- Neither Fair nor Good

- Good
- Excellent

IDENTIFICATION DATA SECTION

20. Please indicate your marital status.

- Married
- Single (widowed, divorced, and separated)
- Single (never married)

21. **IF YOU HAVE CHILDREN**, please indicate the number of children under 18 years of age in your household.

- | | |
|----------------------------|--------------------------------------|
| <input type="checkbox"/> 0 | <input type="checkbox"/> 4 |
| <input type="checkbox"/> 1 | <input type="checkbox"/> 5 |
| <input type="checkbox"/> 2 | <input type="checkbox"/> More than 5 |
| <input type="checkbox"/> 3 | |

22. Into which one of the following categories does your current age fall?

- | | |
|-----------------------------------|---------------------------------------|
| <input type="checkbox"/> 18 to 23 | <input type="checkbox"/> 36 to 45 |
| <input type="checkbox"/> 24 to 26 | <input type="checkbox"/> 46 to 64 |
| <input type="checkbox"/> 27 to 35 | <input type="checkbox"/> 65 and above |

23. Please indicate the following categories:

a. Gender

- Male
- Female

b. Ethnicity

- | | |
|------------------------------------|---|
| <input type="checkbox"/> Asian | <input type="checkbox"/> Pacific Islander |
| <input type="checkbox"/> Caucasian | <input type="checkbox"/> African American |
| <input type="checkbox"/> Hispanic | <input type="checkbox"/> Other |

c. Starting Income Level

- | | |
|---|--|
| <input type="checkbox"/> Under \$10,000 | <input type="checkbox"/> \$30,001 to \$50,000 |
| <input type="checkbox"/> \$10,000 to \$15,000 | <input type="checkbox"/> \$50,001, to \$75,000 |
| <input type="checkbox"/> \$15,001 to \$20,000 | <input type="checkbox"/> \$75,001 to \$100,000 |
| <input type="checkbox"/> \$20,001 to \$30,000 | <input type="checkbox"/> Over \$100,000 |

d. Current Income Level

- | | |
|---|--|
| <input type="checkbox"/> Under \$10,000 | <input type="checkbox"/> \$50,001 to \$75,000 |
| <input type="checkbox"/> \$10,000 to \$15,000 | <input type="checkbox"/> \$75,001 to \$100,000 |
| <input type="checkbox"/> \$15,001 to \$20,000 | <input type="checkbox"/> Over \$100, |
| <input type="checkbox"/> \$20,001 to \$30,000 | |
| <input type="checkbox"/> \$30,001 to \$50,000 | |

Thank you very much for your time and participation in this UOG School of Business and Public Alumni survey!

