

Getting started

- References
- Field and Lab resources
- Getting the most from the references
- What to take to the field
- What to do once your there

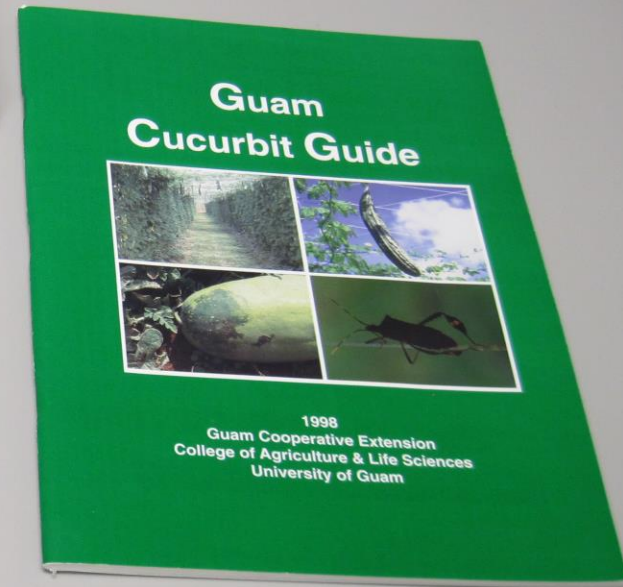
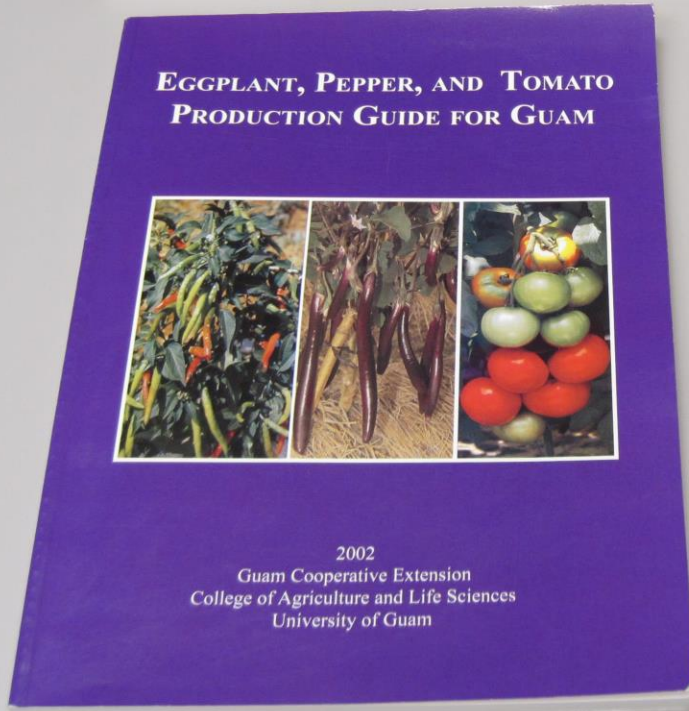
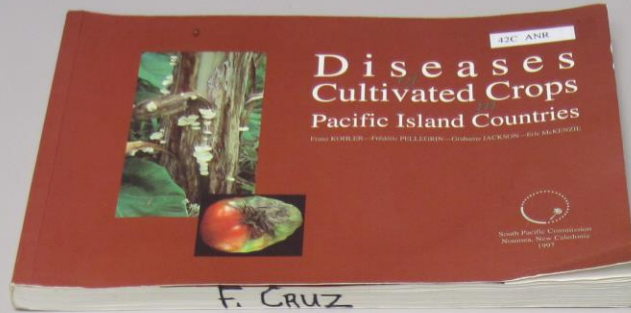
Literature Resources provided

- Collecting Plant Disease and Insect Pest Samples for Problem Diagnosis
- Guam Vegetable production guides
- SPC Diseases of Cultivated Crop in Pacific Island Countries
- Powerpoint presentations (flash)
- General Guidelines for Collecting and sample submission (flash)
- Home Vegetable Production Guide (flash).
- Information Resources list (flash)
- Plant Diagnostic Sample submission form (flash)
- Final Agenda
- Workshop Sample form
- Bacterial streaming
- Sample storage
- Copier as Diagnostic tool
- How to make a wet mount
- Dr. G. Wall 2007 Guam Plant Disease list (flash)
- Wood, but and root rot Western Pacific islands (flash)
- Hypersensitivity bacterial test
- Bioassay for bacterial soft rot
- Preparing a wet mount
- Phytophthora Black Rot of orchid
-

Laboratory & field resources provided

- Clip board
- Flagging tape
- Hand lens
- Tote bag
- Note pad
- Zip lock bags, pen, sharpie,
- Basic dissection kit
- Folder for handout
- Computer flash drive

Getting the most from the manuals



SPC Diseases of Cultivated Crop in Pacific Island Countries

- Host
- Site of infection
- Importance of the disease
- Symptoms
- Treatment (on flash drive version)

Guam Vegetable production guides

Plant Problems and Solutions

- Trouble Shooting Problems
- Plant Diseases
- Animals Pests
- Insects & Mites
- Production

Things to take to the field and what to do once you arrive



Cercospora leaf spot on pepper



Two spotted spider mite – warm season
© Marlin C. Rice

Field related handouts provided

- Collecting Plant Disease and Insect Pest Samples for Problem Diagnosis
- Guam Vegetable production guides
- SPC Diseases of Cultivated Crop in Pacific Island Countries
- Workshop Sample form
-
- Sample storage
-

Things for the field

- Clip board
- Flagging tape (to mark plants for discussion)
- Hand lens
- Note pad
- Zip lock bags, pen, sharpie
- Pocket knife
- Camera
- Workshop sample information form

Plant Disease Diagnostic Training Diagnostic form
(Print Clearly)

Last Name _____ First Name _____ Company (if Applicable) _____

Location: GPS _____ Village _____

Contact information: Phone _____, Cell _____, E-mail _____

Question or concern: _____

Plant / weed ID: Photo _____ Collected from: Field _____ Landscape _____ Lawn _____ Garden _____ Other _____

Pest ID: Photo _____ Collected from: Field _____ Landscape _____ Home _____ Other _____

Plant Diagnosis: Name _____ Variety _____ Number of plants _____ Number affected _____

Date symptoms/Damage First Appeared: _____ Date Sample Taken: _____

Symptom appearance: Rapid _____ Gradual _____

History: First time _____ Occasional _____ Often _____

Level of experience of grower with the plant/crop _____ Level of success with the crop in the past _____

Distribution: Single Plant Scattered Plants Group of Plants Entire Field Other _____

Soil Type : Sand Clay Loam Other _____

Soil Drainage: Good Intermediate Poor Other _____

Weather Conditions: Very Wet Wet Average Dry Very Dry Other _____

Water/ Irrigation: Adequate _____ Not enough _____ Too much _____ Other _____

Temperature: Hot Warm Moderate Cool Cold Other _____

Association with Terrain: No Association Low Areas Upland Areas Other _____

Association with pests: Insects _____, Animals _____, Other _____

Affected/Damaged Parts: Roots Stem Trunk Branch Leaves Flowers Fruits Entire plant

Damage Holes Eating/Chewing Damage Galls/Swellings Mines Cupping Curling Blisters
 Discoloration Stippling Defoliation Deformation Other _____

Symptoms : Blight Canker Cracked Dieback Discolored Decline Decayed/Rotted Spots
 Wilted Mottled/Mosaic Plant Death Galls/Swelling Other _____

Chemicals and Fertilizers Used (List all fungicides, insecticides, nematicides, herbicides and fertilizers applied)

Name	Dose	Date

Additional Information (Please discuss in details as much as possible): _____

Purpose of field trip

Learn about cultural practices

Get hands on experience

- identifying symptoms and damage
- Collecting information
- Collecting sample