



[College of Liberal Arts & Social Sciences]
[Humanities]

FANUCHANAN (FALL) SEMESTER

[JA201] [Intermediate Japanese I] [Hybrid]

Course Syllabus and Calendar

Section Information [JA201-01]

[Course Schedule: Hybrid, M&W, 10:00am-11:50am]

[Location: HSS111]

Course:

Enrollment Key:

Instructor Information

[Masumi Kai]

[Email: kai@triton.uog.edu]

[Office Location: HSS 120D]

[Office Hours: M: 7:30am-8:00pm, 12:00pm-2:30pm, T: 7:30am-8:00am, W: 7:30am-8:00am, 10:00am-12:00pm]

[Office Phone Number: 671-735-2814]

The course starts on **8/14 (W)**

COURSE CATALOG DESCRIPTION and COURSE CONTENTS

This is a course continuing the development of oral-aural, reading and writing skills begun at the elementary level.

Prerequisites: JA-102 with a grade of C or better or equivalent or demonstrated control of its content.

You will learn the lower intermediate level grammars and kanji. There are oral practices with a partner(s) and the teacher, quizzes, and written assignments.

TEXTBOOK

Textbooks can be purchased from the UOG Bookstore or Genki Website. You may visit the UOG Bookstore website at <https://www.uog.edu/student-services/triton-bookstore> for more information.

The following textbooks are needed for this course:

- **Genki II** -An Integrated Course in Elementary Japanese- (2nd edit), The Japan Times
- **Genki II Workbook** -An Integrated Course in Elementary Japanese- (2nd edit), The Japan Times
- **Basic Kanji Book 500 (Vol.1)**, Bonjinsha
- Japanese-English, English-Japanese dictionary

COURSE REQUIREMENTS

1) Class Attendance Policies: In order to pass this course (to avoid getting an *F* in this course), do not:

- miss the in-class meeting more than 3 times. 4 days late will be counted as 1 day absent.
- miss more than 3 oral practices (with your partners).
- miss more than 7 assignments.

* **Copying and pasting someone else's work or copying answers from somewhere is prohibited.** If such action is found, you will get 0 point for that assignment, and it will be counted as a missed assignment.

* Students cannot change the oral practice day without the teacher's approval. If you have a partner and your partner does not show up on zoom or does not respond to your message, or if you missed the practice with a valid reason, inform it to the teacher immediately (within two days).

*Work, family or personal matters (except serious matters) cannot be a valid reason to miss the oral practice and assignments. If you are going to miss or missed the assignments with a valid reason, inform it to the teacher immediately and seek some advice.

In the classroom:

- Please turn off your cellular phone.
- No food, no drink, or no gum.
- Do not leave the classroom without a permission during the class.

2) Assignment Make-up Policies

- Assignments must be submitted by the due date. **No late submission will be accepted.**
- Assignment submission folder will be closed at **11:59pm** on the due date. **Requests to reopen the submission folders or Moodle quizzes (if there are) will NOT be accepted for any reasons** (except island-wide power outage, natural disaster like typhoon, or teacher's setting mistake). Try to do the quizzes in advance. If you experience power outage at your house, or if your computer is broken, try to find an alternative solution (c.f. UOG computer center is open) and inform it to the teacher asap.

3) Device (camera)

You need a computer with a camera. A camera is needed for online meetings.

EVALUATION and GRADING

In order to determine whether or not students have achieved the course learning objectives, students will be evaluated and graded as follows:

Grading Methodology

Below is a breakdown of the grade distribution for this course as well as how percentages translate to letter grades for the course:

Attendance & Participation	10%
Oral practice (with partner)	20%
Assignments	20%
Quizzes	10%
Oral Performance Tests (3)	20%
Midterm (Chapter Test)	10%
Final Exam	10%
TOTAL	100%

Letter Grade	Grade Point Value	Percent Grade	Definition	
A+	4.00	98-100%	Outstanding	Honors-level performance with superior quality and extraordinary distinction.
A	4.00	93-97%		
A-	3.67	90-92%		
B+	3.33	87-89%	Good	Solid accomplishment, indicating a substantial mastery of course materials and a good command of skills required by the course.
B	3.00	83-86%		
B-	2.67	80-82%		
C+	2.33	77-79%	Adequate	Students have achieved the level of competency needed for advancing to a subsequent course which has this course as pre-requisite.
C-	2.00	70-76%		
D	1.00	60-69%	Deficient	Minimal passing, but not adequate to take a subsequent course which has this course as prerequisite.
F	0.00	< 69%	Failure	Inadequate to receive credits
P			Pass	
I			Incomplete	
NC			No Credit	

* *The final grade will also consider the student's participation/involvement/engagement in the course.*

* *Special requests or negotiations with regards to your homework, quizzes, attendance, or grades not indicated on this syllabus will not be entertained. Procedures laid out in the syllabus are final.*

Oral Performance Tests

You will have 3 Oral Performance Tests. There are topics, required structures to use, minimum time you need to speak, etc. See the study guide on the course main page for the details. Each performance will be graded on a 100-point scale:

Oral Performance Grading: The total score is a combination of 1, 2, and 3 below.

1. Scales : /40pt to 60pt

Category Scales (pt)	Fluency	Vocabulary	Structure	Pronunciation	Grammar Particle & Conjugation
5	Speech natural and continuous; no unnatural pauses	“blank”	“blank”	“blank”	“blank”
4	Speech generally natural and continuous; only slight stumbling or unnatural pauses	Accurate usage of extensive and rich vocabulary; usage of extra vocabulary	Utterances always correct	Almost or totally comprehensible to native speakers of Japanese	“blank”
3	Some definite stumbling, but manages to rephrase or continue	Occasionally lacks basic words; generally accurate usage	Many correct utterances, but definite structural problems remain	Only some/few errors, but still mostly comprehensible	All the particles or conjugation of verbs/adjectives are correct
2	Speech frequently hesitant and jerky; sentences may be left uncompleted	Often lacks needed words; somewhat inaccurate usage	Some utterances correct, but major structural problems remain	Many errors that impede comprehensibility, less than half understandable	Only some/few errors
1	Speech halting and fragmentary; long, unnatural pauses or utterances	Lacks basic words; inadequate; inaccurate usage	Few/no utterances structurally correct	Incomprehensible/ almost incomprehensible to native speakers of Japanese	Many lacks or incorrect usage of particles or conjugation of verbs/adjectives

Sources: Hardley, A.O. (1993). Teaching languages in context. (2nd ed.). Boston: Heinle & Heinle Publishers.

2. Required Structures/Information: /15 pt to 20pt (see study guide for required structures/information)

3. Creativity, Richness, Naturalness of the content: 0-20pt Scale

TOTAL /100pt

Chapter Test

Chapter Test will be held in the middle of the semester. See the study guide on the course main page for details.

Final

The final exam will cover all structures and kanji you learned during in this course. See the study guide on the course main page for details.

COURSE OBJECTIVES/STUDENT LEARNING OBJECTIVES (SLO), INTERSTATE TEACHER & SUPPORT CONSORTIUM (InTASC) (PLO), INSTITUTIONAL LEARNING OUTCOME (ILO's),

The main goal of this course is to develop proficiency in the four language skills: listening, speaking, reading and writing. By the completion of this course, students will demonstrate the ability to:

Outcomes:

- 1: **Proficient skills** Develop proficiency in the four Japanese language skills of listening, speaking, reading and writing, and also culture
- 2: **Understanding** Understand broad range of everyday conversation
- 3: **Listening:** understand broad range of everyday conversation
- 4: **Speaking:** exchange conversation in Japanese with classmates and express own opinions and ideas using vocabularies and structures from the textbook
- 5: **Reading** Read more complex reading materials
- 6: **Writing** Write complex descriptions of things pertaining to the students

ILOs/IGLOs/PLO Mapping

		Program Learning (PLOs)				
		<i>PLO #1: interpersonal, interpretive, and presentational</i> To develop proficiency of language skills of listening, speaking, reading, and writing in three modes of communication (interpersonal, interpretive, and presentational.)	<i>PLO #2: Intermediate-high</i> To develop Japanese language proficiency to "Intermediate-high" level according to the ACTFL proficiency guidelines.	<i>PLO #3: intercultural communication</i> To develop skills for effective intercultural communication with Japanese people.	<i>PLO #4: Japanese culture</i> To gain knowledge and understanding of Japanese culture.	<i>PLO #5: comparisons of Japanese culture and their own</i> To demonstrate understanding of the concepts of culture through comparisons of Japanese culture and their own.
Institutional Student Learning Outcomes (ILOs/IGLOs)	<i>Institutional Learning Outcome 1:</i> Student shall demonstrate a mastery of critical thinking and problem solving.	✓			✓	✓
	<i>Institutional Learning Outcome 2:</i> Student shall demonstrate a mastery of quantitative analysis.					
	<i>Institutional Learning Outcome 3:</i> Student shall demonstrate effective oral and written communication skills.	✓	✓	✓		
	<i>Institutional Learning Outcome 4:</i> Student shall demonstrate an understanding and appreciation of culturally diverse people, ideas, and values in a democratic context.			✓	✓	✓
	<i>Institutional Learning Outcome 5:</i> Student shall demonstrate responsible use of knowledge, natural resources, and technology.	✓	✓	✓	✓	✓
	<i>Institutional Learning Outcome 6:</i> Student shall demonstrate an appreciation of the arts and sciences					
	<i>Institutional Learning Outcome 7:</i> Student shall demonstrate interest in personal development and lifelong learning.	✓			✓	✓

UNIVERSITY POLICIES

1) **PLAGIARISM:**

The UOG Student Handbook prohibits plagiarism. In this class, evidence of plagiarism in any assignment will result in an F grade for the whole course, and possibly a hearing at the Student Discipline Committee. Review handout on how to avoid plagiarism.

2) **Withdrawal from Class:**

[UOG Student Handbook, p.33-34]

Students may withdraw from a class or classes during the first week of instruction of a regular semester and the first two days of a summer session without anything being recorded on their transcripts. From the second through the eighth week of instruction of a regular semester and from the third day of classes through the third week of a summer term, students may withdraw by using the Withdrawal feature in their Webadvisor account.

3) **ADA ACCOMODATION SERVICES**

For individuals covered under the ADA (Americans with Disabilities Act), if you are a student with a disability requiring academic accommodation(s), please contact the Disability Support Services Office to discuss your confidential request. A Faculty Notification letter from the Disability Support Services counselor will be provided to me. To register for academic accommodations, please contact or visit Sallie S. Sablan, DSS counselor in the School of Education, office 110, disabilitysupport@triton.uog.edu or telephone/TDD 671-735-2505/2460.

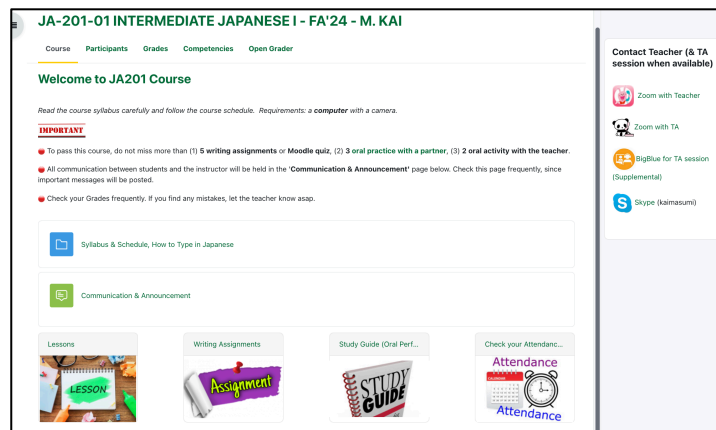
4) **EEO STATEMENT**

The University is committed to providing an inclusive and welcoming environment for all members of our community. Federal and local laws protect the University community from any act of sex discrimination. Such acts violate the essential dignity of our community members. If you need assistance with EEO (Equal Employment Opportunity) and or Title IX concerns, please contact the Director of **EEO/ADA & TITLE IX Office** at (671) 735-2244, (671) 735-2971, TDD (671) 735-2243, or eeo-ada@triton.uog.edu located in Dorm 1. For immediate assistance in an emergency call 911.

HOW TO LEARN

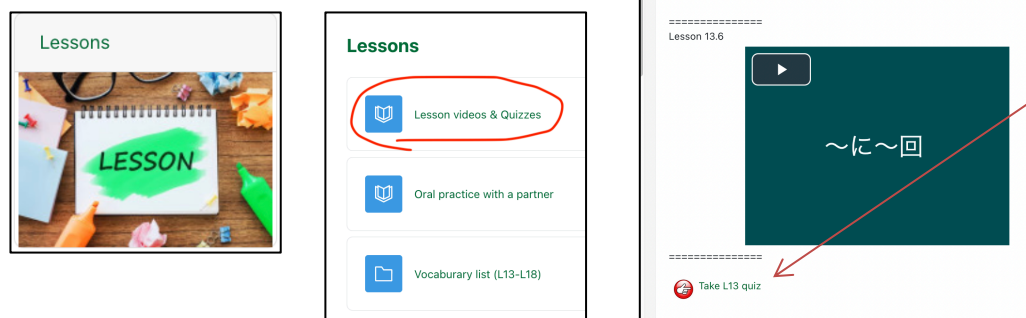
Course main page

The course main page has several “grid”, communication and announcement, tools to contact teacher, etc.



1) Grammar, Moodle Quizzes, Vocabulary

To access **Moodle quizzes**, open “Lessons” grid, and click “Lesson videos and Quizzes” icon. Quizzes links are under the videos



You can try each quiz twice and the higher score will be recorded as your grade. The lesson quizzes are NOT time controlled. You can spend as much time as you want. You can also look at a dictionary or the textbook. You can refer to textbooks, dictionaries, or your own notes. The quiz will be closed **at 11:59pm** on the due date. The quiz will not be opened again if the due date passed. For vocabulary quiz, you need to study new vocabulary of each lesson first and then take the quiz. Download the vocabulary list from “New vocabulary list” in “Lessons”.

2) Assignments

There are several assignments.

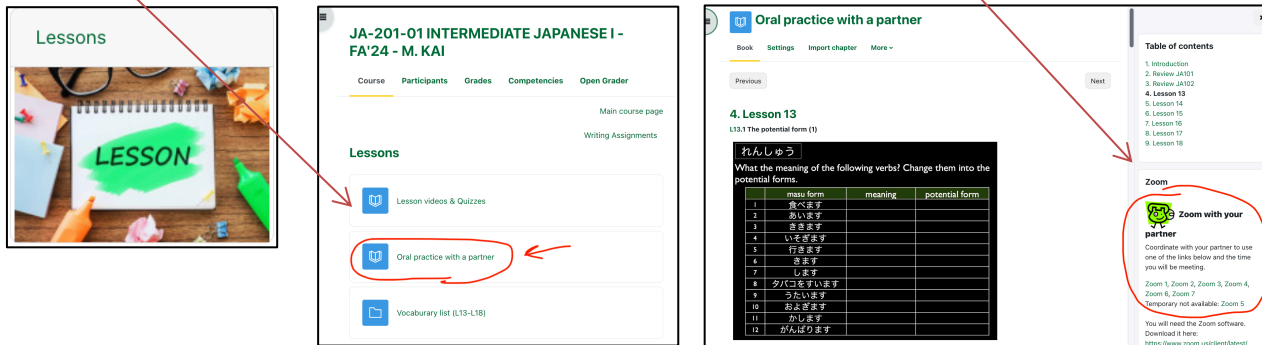
- **All written homework must be hand-written. Typing will not be accepted (you will receive a 0 point for it).** You may use a tool like an Apple pen if it shows your handwritings.
- Dialogue skits are available to download from “Writing Assignments” grid. Open “Dialogue Homework Instruction”. You can also search the video on Youtube or on Genki - Japan Times - site.
- **Late homework submissions will NOT be accepted** regardless of the reason. Early submission is welcomed.
- Copying another student’s work is prohibited and it will be considered as **PLAGIARISM**. If such action is found, your final grade of this course will be an F.

If you miss more than five writing assignments and Moodle quizzes without a reasonable reason, you will get an F in this course. Late homework submissions will NOT be accepted no matter what the reason is.

3) Oral Practice with your partner

You need to do oral practices online on specified days (see schedule). You can practice any time during the practice day. But you can NOT change the practice day unless you have a valid reason and get an approval from the teacher. The online oral practice is **mandatory**. If you **miss it more than three times** without a reasonable reason, you will get an **F** in this

course. To access the **“Zoom” link for the oral practice**, open the ‘Lesson’ grid, and click ‘Oral practice with a partner’ icon. You will see the task sheets and several Zoom links on the left side of the page. Each group must decide which link to use in advance. If another group is already using the link when you login, use another link.



You must practice at least for **20 minutes**. If you finish practicing your task sheets earlier, you can review other lessons.

- *Keep the camera on during the practice
- *Use the “share screen” function to show which task you are doing
- *If your practice is less than 20 minutes, you will not receive full points for attendance.

Note:

- If your partner does not respond to your message/calls or does not show up on Zoom, please contact the teacher immediately. If you do not do anything, you will be considered as having missed this practice.
- Your conversation with your partner **will be recorded** automatically. Be aware of it and take precautions to protect your privacy. Any inappropriate behavior or use will be considered a violation of course guidelines and you will be reprimanded in accordance with the student handbook policies regarding the student code of conduct.

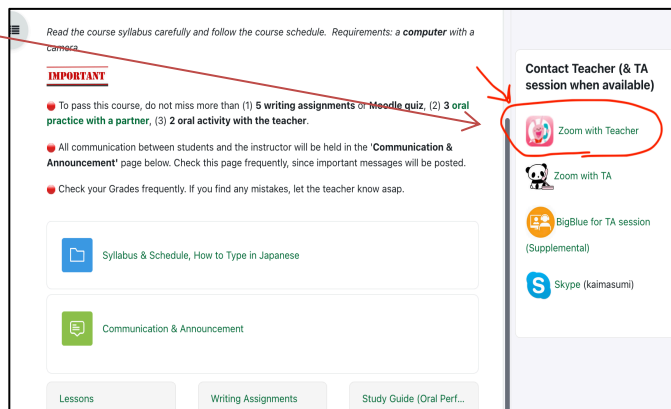
4) Oral Activity with the Teacher online (if there are)

We will use **“Zoom with Teacher” link on the course main page**.

** Behavior that students should be careful of during the oral activity with the teacher:*

The oral activities with the teacher are equivalent to in-class exercises. If an inappropriate behavior is noticed, you will not get full attendance points. If such behavior continues, you may be asked to leave the class. Examples of such behavior include (but are not limited to):

- Having someone sit next to you who is not enrolled in this course
- Having conversation or exchanging text message with other people
- Intentionally turn off your camera (other than internet connection issue)
- Watching something else on the computer screen
- Doing something (e.g., walking around, eating, cooking, etc.)
- Lying down
- Other acts that disrupt classes or cause a nuisance



5) Oral Performance Tests

You will have oral performance tests on the specified dates (see the schedule). Oral performance Tests may be conducted in person or using the “Zoom with Teacher” link. See the study guide on the course main page for the topics and required expressions.

6) Midterm (Chapter Test) and Final Exam

The midterm and the final exam will be conducted on the specified date. These are written tests that include multiple choices on grammar, sentence writing, and reading comprehension. The study guide is on the course page.

JA 201 Hybrid Course Schedule

*Subject to change

Look at the course schedule carefully and follow it. **Do not miss more than 5 writing assignments or Moodle quiz, and 3 oral practices with a partner.**

• The symbols on the course schedule refer:

☺ = oral practice with your partner (or with the teacher if there is)

W (“under “H.W. to do”) = writing assignment. All writing assignments must be handwritten (typed paper will not be accepted). Do not use a scratch paper (except dialogue homework).

📺 = lesson videos available on Moodle. You can review grammar if you need.

• You will be assigned an oral practice partner (a Japanese student if available). The practice must be at least for 20 minutes. You may stop practicing after reaching 20 minutes. You do not need to complete all tasks if the time runs out.

Note: if you have a Japanese partner, remember that there is time difference between Guam and Japan (Guam is 1 hour ahead). Japanese partners participate this activity voluntarily. So, do not show up late and make them wait.

• There are vocabulary quizzes at the beginning of each lesson. There are Moodle quizzes at the end of each lesson. The quiz link can be found on the Lesson page. The quizzes must be taken by 11:59 pm on the date shown.

• **H.W. to do:** If the homework under “H.W. to do” indicates “**by yourself**”, you do not need to submit it. But you should do it for the Midterm and the Final.

• “**Kanji**” uses the textbook “**Basic Kanji 500**”. Kanji in the parenthesis under “Lesson” are the ones that you should have learned in JA101 and JA102. There are two types of kanji homework: “**W BK**” and “**Kanji Writing Exercise**”.

• “**W BK**” refers “読みれんしゅう、書きれんしゅう、読み物” pages in the textbook “*Basic Kanji Book*”. You need to do this assignment on the assigned day and submit them on the submission dates (see the schedule).

• “**W Kanji Writing Exercise**”, download the sheet from the “Writing Assignments” grid. Answers must be handwritten (Do not type).

• “**W Workbook**” uses “**Genki II Workbook**”. Write answers on the workbook.

• “**W Dialogue**”, watch the dialogue video or read the dialogue skit and create your own dialogue.

• “**Check HW**” under “Lesson” means that the teacher will check your homework in the class. If you did not bring the homework on this date, you will NOT get points. Late submissions are not accepted.

Week 1	Contents	H.W. to do
8/14 (W)	<ul style="list-style-type: none"> Read the syllabus, course schedule, and instructions carefully. Obtain the textbooks from the bookstore. 	1) W Review JA101 (L1-L3), 2) W Review JA101 (L4-L6) * Download the Review sheets from the “Writing Assignments” folder”. After you answered, grade them by yourself and correct <u>wrong answers using colored pen</u> . Example answers are on the sheet. Bring them to the class on 8/19 (M)

Week 2	Contents	H.W. to do
8/19 (M)	1) <i>Check HW:</i> Review JA101 (L1-L3), Review JA101 (L4-L6) 2) Kanji: L1 (日、月、木、山、川、田、人、口、車)、門 3) Kanji: L2 (火、水、金、土、了、女、学、生、先、私)、 4) Kanji: L3 (一、二、三、四、五、六、七、八、九、十、百、千、万、円、年) 5) Kanji: L4 (土、下、中、大、小、本、半、分)、力、(何) 6) Kanji: L5 明、(休)、体、好、(男)、林、森、(間)、畑、岩 7) Review JA101 (L1-L3)	1) Review Kanji in the parenthesis by yourself
	1) Review JA101 (L4-L6)	

8/21 (W)	1) W BK L1-L3: pp.7-9, 16-18, 25-27 2) W BK L4: pp.34-38 3) W BK L5: pp.44-48 4) W Kanji Writing Exercise 1 (L1-L3): Download the sheet “Kanji Writing Exercise” from “Writing Assignments” grid. Answers must be handwritten (Do not type)	1) W Kanji Writing Exercise 1 (L1-L3): submit on 8/26 (M)
	1) ☺ Oral practice with your partner: Review JA101 L1 to L3 tasks (if time allows, review L4 task)	1) W Review JA102 (L6-L9), and 2) W Review JA102 (L10-L12), bring on 8/26 (M) <i>*Incorrect answers should be corrected using colored pen.</i>

Week 3	Contents	H.W. to do
8/26 (M)	1) <i>Check HW:</i> Kanji Writing Exercise 1 (L1-L3) 2) Kanji: L6 目、耳、手、足、(雨)、竹、米、貝、石、糸 3) Review JA102 (L6-L9)	1) Review Kanji in the parenthesis by yourself
	1) Review JA102 (L10-L12) LESSON 13 2) ㊦ Lesson 13.1 (How to make the potential form)	1) L13 vocabulary quiz: take by 11:59pm
8/28(W)	1) W BK L6: pp.54-56	
	1) ☺ Oral practice with your partner: Review JA101 L4 to L6 tasks (if time allows, review JA102 L7 to L9 tasks)	

Week 4	Contents	H.W. to do
9/2(M)	<i>Labor Day</i>	
9/4 (W)	1) W Kanji Writing Exercise 2 (L4-L6): Download the sheet “Kanji Writing Exercise” from “Writing Assignments” grid. Answers must be handwritten (Do not type)	1) Kanji Writing Exercise 2 (L4-L6): submit on 9/9 (M)
	1) ☺ Oral practice with your partner: Review JA102 L10 to L12 tasks (if time allows, review JA102 L7 to L9 tasks), Review te-forms and casual forms	

Week 5	Contents	H.W. to do
9/9 (M)	1) <i>Check HW:</i> 2) Kanji: L7 (花、茶、肉)、文、字、物、牛、馬、鳥、魚 3) Kanji: L8 (新、古、長)、短、(高)、安、低、暗、多、(少) 4) <i>Review:</i> ㊦ Lesson 13.1 (How to make the potential form) 5) ㊦ Lesson 13.2 (～し、～し、～) 6) ㊦ Lesson 13.3 (～そうです)	1) Review Kanji in the parenthesis by yourself
	1) ㊦ Lesson 13.4 (～てみます) 2) ㊦ Lesson 13.5 (～なら～)	
9/11 (W)	1) W BK L7: pp.63-65 2) W Workbook #1. p.11 (L13.1 potential verbs), p.14 (L13.2 ～し) 3) W Workbook #2. p.15 (L13.3 ～そうです), p.16 (L13.4 ～てみる), p.17 (L13.5 ～なら)	1) W Workbook #1: submit on 9/16 (M) 2) W Workbook #2: submit on 9/16 (M) <i>*Check Study Guide for Oral Performance 1</i>
	1) ☺ Oral practice with your partner: L13.1, L13.2, L13.3, L13.4, L13.5 tasks (if time allows, review L13 vocabulary, JA102 L10-L12 tasks) * You can search the video on Youtube by “Genki dialogue” or on “Genki- Japan Times-” site. The dialogue skits are available to download from the ‘Writing Assignments’ grid.	

Week 6	Contents	H.W. to do
9/16 (M)	1) Check HW: W Kanji Writing Exercise 2 (L4-L6) 2) Kanji: L9 (行、来、帰、食、書、話、買)、教、(飲、見、聞、読) 3) Kanji: L10 (朝)、昼、(夜)、晩、夕、方、(午、前、後、毎)、週、(曜) 3) Kanji: L11 (作)、泳、油、海、酒、 4) 📖 Lesson 13.6 (～に～回) LESSON 14 5) 📖 Lesson 14.1 (～がほしい)	1) Review Kanji in the parenthesis by yourself 2) L14 vocabulary quiz: take by 11:59pm
	1) 📖 Lesson 14.2 (～がほしかったです) 2) 📖 Lesson 14.3 (～さんは～をほしがっています・ほしいと言っています)	
9/18 (W)	Oral Performance Test 1 1) Kanji Writing Exercise 3 (L7-L9) 2) W BK L8: pp.72-74 3) W BK L9: pp.82-84 4) W BK L10: pp.91-96 5) W Workbook #3 p.18 (L13.6 ～に～回) 6) W Workbook #4 p.21 (L14.1-3 ～ほしい) 7) © Oral practice with your partner: L13.6 task, L14.1 (1) (2), L14.2, L14.3 tasks (if time allows, review L14 vocabulary, L13 dialogue: create own dialogue with your partner) 8) W Dialogue L13 (<i>Looking for a Part-time Job</i>): Watch the L13 dialogue video or look at L13 dialogue skit and create your own dialogue using the similar topic and the structures & vocabulary learned in L13.	1) Moodle quiz L13 by 11:59pm 2) W Kanji Writing Exercise 3 (L7-L9): submit on 9/23 (M) 3) W Workbook #3: submit on 9/23 (M) 4) W Workbook #4: submit on 9/23 (M) 5) W Make own dialogue L13: submit on 9/23 (M)

Week 7	Contents	H.W. to do
9/23 (M)	1) Check HW: 2) Kanji: L11 待、(校、時)、言、計、(語)、飯 3) Kanji: L12 宅、客、室、(家)、英、菓、(会、今、雪)、雲、(電、売) 4) 📖 Lesson 14.4 (～かもしれません) 5) 📖 Lesson 14.5 (あげます/くれます)	1) Review Kanji in the parenthesis by yourself
	1) 📖 Lesson 14.6 (もらいます, あげる/くれる/もらう) 2) 📖 Lesson 14.7 (～たらどうですか)	
9/25 (W)	1) W BK L11: pp.103-105 2) W Workbook #5 p.22 (L14.5 ～かもしれません) 3) W Workbook #6 p.23 (L14.6-7 あげる/くれる/もらう), p.24 (L14.8 ～たらどうですか), p.25 (L14.9 ～も/～しか) 1) © Oral practice with your partner: L14.4, L14.5 (1) (2), L14.6 (1) (2) (3), L14.7, L14.8 tasks (if time allows, review L14.5 (1) (2) tasks) tasks (if time allows, review L14.1, L14.2 tasks)	1) W Workbook #5: submit on 9/30 (M) 2) W Workbook #6: submit on 9/30 (M) 1) W Basic Kanji Book -1: copy the pages from L1 to L10 parts and submit on 9/30 (M)

Week 8	Contents	H.W. to do
9/30 (M)	Turn in Basic Kanji Book 1 (L1-L10) 1) Check HW: 2) Kanji: L13 広、店、度、病、疲、痛、屋、(国)、回、困、開、閉 3) 📖 Lesson 14.8 (～も & ～しか) LESSON 15 4) 📖 Lesson 15.1 (Volitional Form)	1) Review Kanji in the parenthesis by yourself 2) L15 vocabulary quiz: take by 11:59pm
	1) 📖 Lesson 15.2 (～しようと思っています) 2) 📖 Lesson 15.3 (～ておきます)	

10/2(W)	1) W Kanji Writing Exercise 4 (L10-L12) 2) W BK L12: pp.112-116 3) W Workbook #7 p.28 (L15.1 Volitional form) 4) W Workbook #8 p.29 (L15.2 ～ようと思っています), p.30 (L15.3 ～ておきます) 5) W Dialogue L14 (<i>Valentine's Day</i>): Watch the L14 dialogue video or look at L14 dialogue skit and create your own dialogue using the similar topic and the structures & vocabulary learned in L14	1) Moodle quiz L14 : take by 11:59pm 2) W Kanji Writing Exercise 4 (L10-L12): submit on 10/14 (M) 3) W Workbook 7#: submit on 10/14 (M) 4) W Workbook #8: submit on 10/14 (M) 5) W Make own dialogue L14: submit on 10/14 (M)
	1) © Oral practice with your partner: L14.8, L15.1 (1) (2) (3), L15.2 (1) (2), L15.3 tasks (if time allows, review L15 vocabulary, L14 dialogue: create own dialogue with your partner)	<i>*Check the Study Guide for the Chapter Test</i>

10/7 (M) & 10/9 (W): UCG break

Week 9	Contents	H.W. to do
10/14 (M)	1) <i>Check HW</i> : 2) Kanji: L14 近、遠、速、遅、道、青、晴、静、寺、 3) W Lesson 15.4 (Relative Clause)	1) Review Kanji in the parenthesis by yourself 2) L16 vocabulary quiz: take by 11:59pm
	LESSON 16 1) W Lesson 16.1 (～てあげる) 2) W Lesson 16.2 (～てくれる・～てもらう)	
10/16 (W)	1) W BK L13: pp.121-124 2) W Workbook #9 pp.31-32 (L15.4 Relative clause) 3) W Workbook #10 pp.35-36 (L16.1-2 ～てあげる/くれる/もらう), p.37 (L16.3 ～ていただけませんか) 4) W Dialogue L15 (<i>Nagano Trip</i>): Watch the L15 dialogue video or look at L15 dialogue skit and create your own dialogue using the similar topic and the structures & vocabulary learned in L15	1) Moodle quiz L15 by 11:59pm 2) W Workbook #9: submit by 10/21 (M) 3) W Workbook #10: submit on 10/21 (M) 4) W Make own dialogue L15: submit on 10/21 (M)
	1) © Oral practice with your partner: L15.4 (1) (2) (3), L16.1(1)(2), L16.2(1)(2)(3), L16.3 tasks (if time allows, review L15 dialogue: create own dialogue with your partner, L16 vocabulary)	

Week 10	Contents	H.W. to do
10/21 (M)	1) <i>Check HW</i> : 2) Kanji: L14 持、荷、歌 3) Kanji: L15 友、(父、母)、兄、姉、弟、妹、夫 4) W Lesson 16.3 (～てくれない・てくれませんか・いただけませんか)	1) Review Kanji in the parenthesis by yourself
	1) W Lesson 16.4 (～といいですね) 2) W Lesson 16.5 (～といいんですが)	
10/23 (W)	1) W BK L14: pp.130-133 2) W Workbook #11 p.38 (L16.4-L16.5 ～といいですね/～といいんですが) 3) W Dialogue L16 (<i>Lost and Found</i>): Watch the L16 dialogue video or look at L16 dialogue skit and create your own dialogue using the similar topic and the structures & vocabulary learned in L16	1) Moodle quiz L16 by 11:59pm 2) W Workbook #11: submit by 10/28 (M) #13: submit on 11/4 (M) 3) W Dialogue L16: submit on 10/28 (M)
	1) © Oral practice with your partner: L16.4, L16.5, L16.6(1)(2), L16.7(1)(2) tasks (if time allows, L16 dialogue: create own dialogue with your partner)	

Week 11	Lesson	H.W. to do
10/28 (M)	1) Check HW: 2) Kanji: L15 妻、彼、主、奥 3) Kanji: L16 (元、気)、有、(名)、親、切、便、利 4) ㊦ Lesson 16.6 (～時、～) 5) ㊦ Lesson 16.7 (～てすみませんでした), L16.8 (～てごめん)	1) Review Kanji in the parenthesis by yourself 2) L17 vocabulary quiz: take by 11:59pm
	LESSON 17 4) ㊦ Lesson 17.1 (～たそうです) 5) ㊦ Lesson 17.2 (～って)	
10/30 (W)	1) Kanji Writing Exercise 5 (L13-L15) 2) W BK L15: pp.140-142, pp.144-146 3) W BK L16: pp.152-154 4) W Workbook #12 pp.39-40 (L16.6 ～時) 5) W Workbook #13 p.41 (L16.7-L16.8 ～てすみませんでした/～てごめん) 6) W Dialogue L16: Make own dialogue	<i>*Check Study Guide for the Chapter Test and Oral Performance 2</i> 1) W Kanji Writing Exercise 5 (L13-L15): submit on 11/4 (M) 2) W Workbook #12: submit on 10/28 (M) 3) W Workbook 4) W Dialogue L16: submit on 11/4 (M)
	1) ☺ Oral practice with your partner: L17.1(1)(2), L17.2(1)(2), L17.3(1)(2), L17.4(1)(2) tasks	

11/2: All Soul's Day

Week 12	Contents	H.W. to do
11/4 (M)	1) Check HW: 2) Kanji: L16 不、若、早、忙 3) Kanji: L17 (出、入)、乗、降、着、渡、通、 4) ㊦ Lesson 17.3 (～たら～) 5) ㊦ Lesson 17.4 (～なくてもいいです)	1) Review Kanji in the parenthesis by yourself
	1) ㊦ Lesson 17.5 (～みたいです、～じゃないみたいです) 2) ㊦ Lesson 17.6 (～る前に～、～てから～)	
11/6 (W)	1) W Workbook #14 p.44 (L17.1-2 ～そうです/～って), p.45 (L17.3 ～たら) 2) W Workbook #15 p.46 (L17.4 ～なくてもいいです) 3) W Workbook #16 p.47 (L17.5 ～みたいです) 4) W Workbook #17 p.48 (L17.7-8 ～前に/～てから) 5) W Dialogue L17 (<i>Grumble and Gossip</i>): Watch the L17 dialogue video or look at L17 dialogue skit and create your own dialogue using the similar topic and the structures & vocabulary learned in L17	1) Moodle quiz L17: take by 11:59pm 2) W Workbook #14: submit on 11/18 (M) 3) W Workbook #15: submit on 11/18 (M) 4) W Workbook #16: submit on 11/18 (M) 5) W Workbook #17: submit on 11/18 (M) 6) W Make own dialogue L17: submit on 11/18 (M)
	1) ☺ Oral practice with your partner: L17.5(1)(2)(3), L17.6(1)(2)(3), L18.1(1)(2), L18.2(1)(2) tasks (if time allows, review L18 vocabulary)	

Week 13	Contents	H.W. to do
11/11 (M)	<i>Veteran's Day</i>	
11/13 (W)	Chapter Test (L13-L15) Oral Performance Test 2	

Week 14	Contents	H.W. to do
11/18 (M)	1) Check HW: 2) Kanji: L17 走、歩、止、動、働 3) Kanji: L18 (右、左、東、西、北、南、外)、内、部、駅、(社)、院 LESSON 18 4) ㊦ Lesson 18.1 (Transitive verbs vs. Intransitive verbs) 5) ㊦ Lesson 18.2 (~ています)	1) Review Kanji in the parenthesis by yourself 1) L18 vocabulary quiz: take by 11:59pm
	1) ㊦ Lesson 18.3 (~てしまいました、~ちゃった) 2) ㊦ Lesson 18.4 (~と~)	
11/20 (W)	1) ㊦ BK L17: pp.163-166 2) ㊦ BK L18: pp.172-174 3) ㊦ Workbook #18 pp.51-52 (L18.1 Transitivity pairs) 4) ㊦ Workbook #19 p.53 (L18.2-4 ~てしまう), p.54 (L18.5 ~と)	1) ㊦ Basic Kanji Book: copy the pages from L11 to L18 parts and submit on 11/25 (M) 2) ㊦ Workbook #18: submit on 11/25 (M) 3) ㊦ Workbook #19: submit on 11/25 (M)
	1) ☺ Oral practice with your partner: L18.3(1)(2)(3), L18.4(1)(2), L18.5 (1)(2), L18.6 (1)(2), L18.7 (1)(2) tasks	

Week 15	Contents	H.W. to do
11/25 (M)	Turn in Basic Kanji Book-2 (L11-L18) <i>*Check Study Guide for Oral Performance 3</i> 1) Check HW: 2) Kanji: L19 地、鉄、工、場、図、館、公、園、(住)、所、番、号 3) ㊦ Lesson 18.5 (~ながら~) 4) ㊦ Lesson 18.6 (~ばよかった)	1) Review Kanji in the parenthesis by yourself
	Oral Performance Test 3	
11/27 (W)	1) Kanji Writing Exercise 6 (L16-L18) 2) ㊦ BK L19: pp.184-187 Download the sheet from the "Kanji writing homework" under "Writing Assignments". Answers must be handwritten (Do not type). 3) ㊦ Workbook #20 pp.55 (~L18.6 ながら), p.56 (L18.7 ~ばよかったです): submit by 12/7 (W), 11:59pm 4) ㊦ Dialogue L18 (John's Part-time Job): Watch the L18 dialogue video or look at L18 dialogue skit and create your own dialogue using the similar topic and the structures & vocabulary learned in L18	<i>*Check Study Guide for the Final</i> 1) Moodle quiz L18: take by 11:59pm 2) ㊦ Kanji Writing Exercise 6 (L16-L18): submit on 12/2 (M) 3) ㊦ Workbook #20: submit on 12/2 (M) 4) ㊦ Make own dialogue L18: submit by 12/2 (M), 11:59pm
	1) ☺ Oral practice with your partner: Review (your own choice)	

Week 16	Contents	H.W. to do
12/2 (M)	Review	
	Review	
12/4 (W)	Final Exam	

12/9: Our Lady of Camarins Day