



[College of Liberal Arts & Social Sciences]
[Humanities]

Finakpo' SEMESTER (Summer)

[JA102] [Elementary Japanese II]

Course Syllabus and Calendar

This is an **intensive** course, and one-day equals to **three days** in a normal semester.

Section Information [JA102-01]

[Course Schedule: Online]

[Location: Online]

Instructor Information

[Masumi Kai]

[Email: kai@triton.uog.edu]

[Office Location: HSS 120D]

[Office Hours: M: 8am-1pm, T&W: 8:00am-8:30pm, or by appointment]

[Office Phone Number: 735-2814]

The course starts on **5/28 (T)**

COURSE CATALOG DESCRIPTION

This is a continuation of Elementary Japanese I with increasing emphasis on reading and writing skills. Prerequisite: JA-101 with a grade of C or better or equivalent.

COURSE CONTENT

You will learn more kanji and the pre-intermediate level grammars. There are oral practices with a partner(s) and the teacher, quizzes, and daily assignments.

You need to spend a certain amount of time every day watching the lesson video of the day and doing the assignments (quizzes and homework). Lesson videos and quizzes are on Moodle. Please see the schedule for which video you need to watch. You can speed up and watch more videos or do more quizzes in a day, but never get behind the schedule. You must complete the assignments by the due date.

*** This is an online course, but it only means that instructions are not delivered in face-to-face classroom environment. Online course does not mean that you just look at something on a computer. Learning a language is very different from other subjects. This course is designed to be equivalent to a face-to-face JA102 course. There is a standard goal that you need to reach to finish JA102, and there are several requirements you must complete.

REQUIRED ACTIONS before the course starts and on the first day 5/28 (T):

- before 5/28 You will receive "Student Schedule Information Sheet". Please fill it out and send it back to the teacher at "kai@triton.uog.edu" **asap or by 5/21 (T)**.
- 5/28 (T):
- contact the teacher between 9:00am-11:00am** using "**Zoom with Teacher**" link on the course main page, and inform:
 - available time slots to practice with your partner on Tuesdays and Thursdays
 - available time slots to practice with the teacher on the scheduled days

* The online meeting on 5/28 (T) is very IMPORTANT. This online meeting will take only several minutes per each person, so **DO NOT miss it**. If you cannot attend the online meeting on 5/28 (T) due to a justifiable reason, please inform it to the teacher through 'Communication and Announcement' page **immediately** and indicate your alternate available time.

- 2) Read the course syllabus and course schedule
- 3) Download the course materials
- 4) Obtain the textbook "*Genki vol. 1*" from the UOG bookstore (optional)

COURSE REQUIREMENTS

1) Mandatory Attendance: There are following activities you are required to participate:

- practice with your partner(s) (M, W, & F);
- oral activity with the teacher on the assigned day and time (M);
- daily Moodle quiz (M-F);
- written assignments (see the schedule)

*Work, family, or personal matters (except serious matters) cannot be a valid reason to miss these activities and assignments. If you know that you would be busy on the due date, please do assignments in advance. If you are going to miss or missed the oral practice with the partner or the teacher, please inform it to the teacher immediately and seek some advice.

2) Class Attendance Policies: In order to pass this course (to **avoid getting an F in this course**), do not:

- miss the oral practice with your partner(s) more than 3 times.
- miss the oral practice with the teacher more than twice.
- miss more than 10 Moodle quizzes.

* **Copying and pasting the Moodle quiz answers or written assignments from somewhere, getting answers from your classmates, or entering random answers on Moodle quizzes is prohibited.** If such action is found, you will get 0 point for that quiz or assignment, and it will be counted as a missed quiz or assignment.

* The minutes you show up late for the oral practice with the teacher will be summed up. If it becomes equal to the practice time, it will be counted as a 1 day absent.

* Students cannot change the oral practice day with a partner without the teacher's approval. If your partner does not show up on zoom or does not respond to your message, inform it to the teacher immediately. If you do not inform your issue to the teacher right away (within two days), it will be counted as an absence.

3) Assignment Make-up Policies

- Written assignments must be submitted by the due date. **No late submission will be accepted.**
- Moodle quizzes will be closed at 11:59pm on the due date. **Requests to reopen the quizzes will NOT be entertained for any reasons** (except island-wide power outage, natural disaster like typhoon, or teacher's setting mistake). Try to do the quizzes in advance. If you experience power outage at your house, or if your computer is broken, try to find an alternative solution (c.f. UOG computer center is open) and inform it to the teacher asap.

4) Device

You need a computer with a camera. Using a cellphone is NOT recommended. A camera is needed to meet with the teacher and your partners for conversation practices and oral performance tests.

5) Required Course Materials

We will start using the following materials immediately.

- (1) a kanji booklet (download from the course main page)
- (2) a dictionary: an English-Japanese & a Japanese-English dictionary (online dictionary is fine too)
- (3) *Genki vol. 1*, second edition (better to have, but purchase is optional)

Communication with the Teacher and Announcements

All message to the teacher should be posted on the 'Communication & Announcement' page. There is an icon on the course main page. Important messages and announcements from the teacher will also be posted on this page. This way, we can share all important messages in the class and also it will be your proof that you sent a message to the teacher. Sending an email to the teacher's UOG address or use the Moodle message function is not recommended. It will not be guaranteed to be read and responded to in a timely manner.

EVALUATION and GRADING

In order to determine whether or not students have achieved the course learning objectives, students will be evaluated and graded as follows:

Grading Methodology

Below is a breakdown of the grade distribution for this course as well as how percentages translate to letter grades for the course:

Below is a breakdown of the grade distribution for this course as well as how percentages translate to letter grades for the course:

Moodle Quizzes (Grammar and Kanji)	20%
Written Assignments	20%
Oral Performance Tests (3 times)	20%
Chapter Test	10%
Oral practice with a partner, with the teacher	20%
Final Exam	10%
TOTAL	100%

Letter Grade	Grade Point Value	Percent Grade	Definition	
A+	4.00	98-100%	Outstanding	Honors-level performance with superior quality and extraordinary distinction.
A	4.00	93-97%		
A-	3.67	90-92%		
B+	3.33	87-89%	Good	Solid accomplishment, indicating a substantial mastery of course materials and a good command of skills required by the course.
B	3.00	83-86%		
B-	2.67	80-82%		
C	2.33	77-79%	Adequate	Students have achieved the level of competency needed for advancing to a subsequent course which has this course as pre-requisite.
C-	2.00	70-76%		
D	1.00	60-69%	Deficient	Minimal passing, but not adequate to take a subsequent course which has this course as prerequisite.
F	0.00	< 69%	Failure	Inadequate to receive credits
P			Pass	
I			Incomplete	
NC			No Credit	

* The final grade will also consider the student's participation/involvement/engagement in the course.

* Special requests or negotiations with regards to your homework, quizzes, attendance, or grades not indicated on this syllabus will not be entertained. Procedures laid out in the syllabus are final.

INSTRUCTIONS: HOW TO LEARN

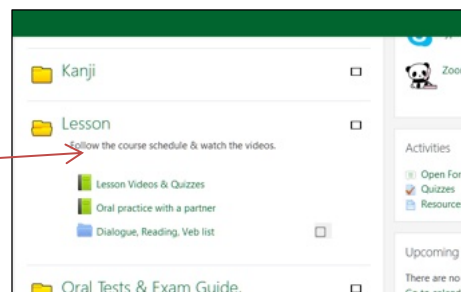
1) How to Learn Grammar

You watch the lesson video(s) of the day and do the assignments (Moodle quizzes and written homework). To watch the lesson video, click the “Lesson Videos & Quizzes” icon under the “Lesson” folder on the course main page.

NOTE:

UOG online learning center is going to change the video system. If you do not see any videos on the page, please find the videos in our shared Drop box. You will receive an invitation message from Dropbox.

Please see the schedule for which video you need to watch. You can speed up and watch more videos in one day, but never get behind the schedule. You have assignments to complete by the due date.



2) How to Learn Kanji

Kanji: You need to download two files: [kanji booklet](#) and [kanji writing homework](#). The kanji booklet is for your practice (no need to submit). The kanji writing homework has a due date to submit (see the schedule). These assignments are in the ‘Kanji material’ folder under the kanji icon. Watch the kanji lesson video first, and then trace each kanji shape on the kanji booklet carefully. You also need to learn stroke orders of kanji and understand how each kanji is used in a word. Examples are in the kanji booklet. You will learn 3 to 4 new kanji in a date. If you want, you can speed up and learn more kanji in a day.

Kanji Quizzes: The kanji quizzes will be held according to the schedule. The kanji quiz is under the kanji instruction video.

NOTE:

If you do not see any videos on the page, please find the videos in our shared Drop box.

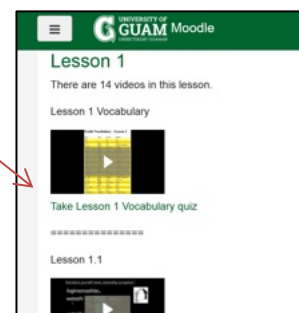
The kanji quizzes have **time limitations**. You can access to the quiz for only a certain period. So, study well before you start the quiz.



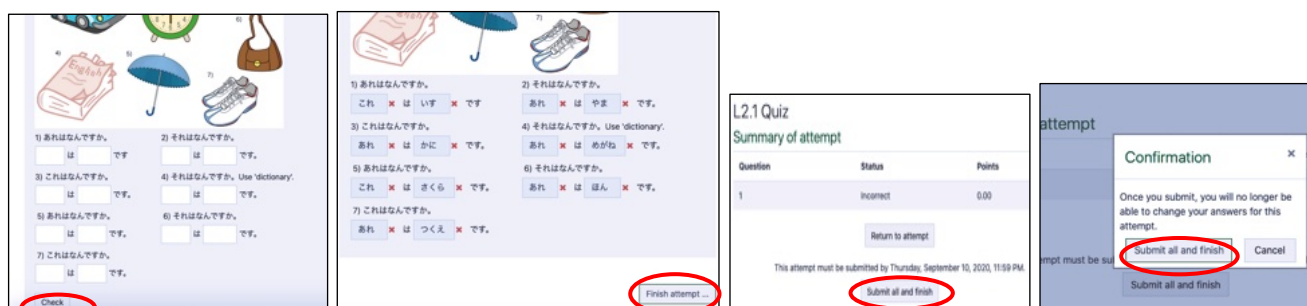
3) Moodle Quizzes

Do not miss more than **10 Moodle quizzes** in total, or you will get an **F** in this course.

Lesson Quizzes: After you watch each lesson video, you must take the quiz of the day. You need to complete the quiz **by 11:59pm** on the due date. Each quiz is under the video. You can try each quiz twice and the highest score will be recorded as your grade. The lesson quizzes are NOT time controlled. You can spend as much time as you want. You can also look at a dictionary or the textbook. However, you need to answer quizzes by yourself. Copying answers from the website, friends, Moodle, etc., or putting random answers are prohibited. If such action is found, your points will be '0'.



- After answering all questions, click the “Check” button on the bottom (see below).
- Then the system shows if your answers are correct or not. After you review them, click the “Finish attempt ...” button on the bottom to look at your points.
- If you click “Return to attempt” button, you will go back to the previous (attempt) page. If you click the “Submit all and finish” button, the system will ask you “Conformation”. Please confirm it.
- The attempt page will open. Click the “Finish review” button on the bottom. You will see the summary of your first attempt.
- Click the “Re-attempt quiz” button. You can try the second attempt. Before starting the second attempt, study your mistakes well. You can try the quiz twice. The highest score will be recorded.
- After you finish the second attempt, click the “Submit all and finish” button. Your second attempt page will open and if you put your mouse on top of the answers, you *can see the correct answers*.



4) Written Homework and How to Submit

There are two types of written homework:

- (1) kanji writing homework
- (2) making your own dialogue (L6 to L12),

For (1), download the sheets from the course main page. To do (2), watch the dialogue video or read the dialogue skit first (there are links at the end of each Lesson to watch a video, and also there are dialogue skits in the “Dialogue, Reading, Verb list” folder under “Lesson”). You can also search dialogue videos on Youtube (search by “Genki dialogue”). Then create your “own” dialogue along with the topic. “Own” dialogue means to change the contents a bit but still follow the main topic of the dialogue (e.g. New Friends, Shopping, A Day in ...’s Life, etc.). You must use hiragana and katakana (and kanji, if you like) to write your dialogue. Do not type.

Note:

- **All written homework must be hand-written. Typing will not be accepted (you will receive a 0 point for it).**
- **Late homework submissions will NOT be accepted** regardless of the reason. Early submission is welcomed.
- Starting from L2 dialogue homework, write your name in katakana on top of the homework sheet.
- Written homework must be uploaded to a proper submission folder by due date. Each homework has a different submission folder.
- Copying another student’s work is prohibited and it will be considered as **PLAGIARISM**. If such action is found, your final grade of this course will be an F.

5) Oral Practice with Your Partner

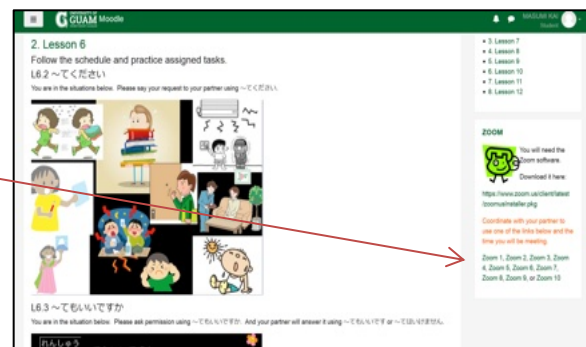
You will be assigned a conversation partner(s). Depending on availability, you may also have a Japanese partner(s) besides an UOG partner. Information about your partner will be announced after the semester starts. For oral practice, you **MUST** use a ‘Zoom’ link on the practice page (see below) and use task sheets assigned on the day. Do not use your private Zoom account or another tool. Oral practice is scheduled on **every Monday, Wednesday, and Friday**. You cannot change the practice day or practice by yourself without a partner unless you have a special reason and get an approval from the teacher. The online practice with your partner is **mandatory**. If you **miss it more than three times** without a reasonable reason, you will get an **F** in this course.

Once you get contact information of your partner, please discuss the time to practice. You can do it any time during the practice day (T&TH). You need to watch the lesson video first, before you practice with your partner. Please use a “Zoom” link on the oral practice page (click the icon on the right-hand side). There are several Zoom links. Each group must decide which link to use in advance. If another group is already using the link when you login, use another link. You must practice at least for **20 minutes**. If you finish practicing your task sheets earlier, you can review other lessons.

*Keep the camera on during the practice

*Use the “share screen” function to show which task you are doing

*If your practice is less than 20 minutes, you will not receive full points for attendance.



Note:

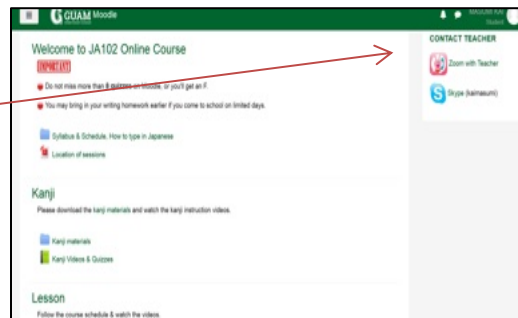
- If your partner does not respond to your message/calls or does not show up on Zoom, please contact the teacher immediately. If you do nothing, you will be considered as having missed the practice (1 day absent).

- Your conversation with your partner **will be recorded** automatically. Be aware of it and take precautions to protect your privacy. Any inappropriate behavior or use will be considered a violation of course guidelines and you will be reprimanded in accordance with the student handbook policies regarding the student code of conduct.

6) Oral Activity with the Teacher

You need to contact the teacher on the ‘oral activity with the teacher’ date. Your contact time will be announced later (usually on Monday; see the schedule). We will practice using “**Zoom with Teacher**” link on the course main page. One to three students will meet with the teacher and practices for 10-15 minutes.

If you are going to miss the practice for a justifiable reason, please contact the teacher immediately. If you miss the practice more than **twice** without a reasonable reason, you will get an **F** in this course.



** Behavior that students should be careful of during the oral activity with the teacher*

The oral activities with the teacher are equivalent to in-class exercises. If an inappropriate behavior is noticed, you will not get full attendance points. If such behavior continues, you may be asked to leave the class. Examples of such behavior include (but are not limited to):

- Having someone sit next to you who is not enrolled in this course
- Having conversation or exchanging text message with other people
- Intentionally turn off your camera (other than internet connection issue)
- Watching something else on the computer screen
- Doing something (e.g., walking around, eating, cooking, etc.)
- Lying down
- Other acts that disrupt classes or cause a nuisance

8) Oral Performance Tests

You will have oral performance tests on the specified dates (see the schedule). Oral performance tests are conducted using “Zoom with Teacher” link. See the study guide on the course main page for the topics and required expressions.

9) Midterm and Final Exam

The midterm and the final exam will be conducted on the specified date. These are written tests that include multiple choices on grammar, sentence writing, and reading comprehension. The study guide is on the course page.

*If you are going to miss or missed an oral performance test, Midterm, or Final exam for valid reasons, consult with the teacher ASAP **(in advance, or within a day after the test date)**. Rescheduling of oral test and the exams may be considered.

10) Any help?

Contact UOG TADEO (Telecommunication and Distance Education Operation) office in House 6 of the Deans Circle (Alstrom Drive).

TADEO Office : (671) 735-2620 / 2621
 Email : moodlehelp@triton.uog.edu



STUDENT LEARNING OUTCOMES ALIGNMENT MATRIX

The main goal of this course is to develop basic skills in the four language skills: listening, speaking, reading and writing. By the completion of this course, students will demonstrate the ability to:

ILOs/IGLOs/PLO Mapping

		Program Learning (PLOs)				
		<i>PLO #1: interpersonal, interpretive, and presentational</i> To develop proficiency of language skills of listening, speaking, reading, and writing in three modes of communication (interpersonal, interpretive, and presentational.)	<i>PLO #2: Intermediate-high</i> To develop Japanese language proficiency to “Intermediate-high” level according to the ACTFL proficiency guidelines.	<i>PLO #3: intercultural communication</i> To develop skills for effective intercultural communication with Japanese people.	<i>PLO #4: Japanese culture</i> To gain knowledge and understanding of Japanese culture.	<i>PLO #5: comparisons of Japanese culture and their own</i> To demonstrate understanding of the concepts of culture through comparisons of Japanese culture and their own.
Institutional Student Learning Outcomes (ILOs/IGLOs)	<i>Institutional Learning Outcome 1:</i> Student shall demonstrate a mastery of critical thinking and problem solving.	✓	NA	NA	✓	✓
	<i>Institutional Learning Outcome 2:</i> Student shall demonstrate a mastery of quantitative analysis.	NA	NA	NA	NA	NA
	<i>Institutional Learning Outcome 3:</i> Student shall demonstrate effective oral and written communication skills.	✓	✓	✓	NA	NA
	<i>Institutional Learning Outcome 4:</i> Student shall demonstrate an understanding and appreciation of culturally diverse people, ideas, and values in a democratic context.	NA	NA	✓	✓	✓
	<i>Institutional Learning Outcome 5:</i> Student shall demonstrate responsible use of knowledge, natural resources, and technology.	✓	✓	✓	✓	✓
	<i>Institutional Learning Outcome 6:</i> Student shall demonstrate an appreciation of the arts and sciences	NA	NA	NA	NA	NA
	<i>Institutional Learning Outcome 7:</i> Student shall demonstrate interest in personal development and lifelong learning.	✓	NA	NA	✓	✓

VIRTUAL CLASSROOM INTERACTION

There are a number of things to keep in mind with regards to interaction in the virtual classroom.

- Communicating with the Instructor
 - I have included an “*Communication and Announcement*” forum in the class where you can post any questions you might have regarding the class. I will post answers to your questions in this forum so that you, and anyone else with the same questions, can always refer back to the forum for answers. Students are also welcome to provide their own answers and feedback based on their own experience. Such sharing of information allows us all to help each other.
- Online Etiquette (aka: Netiquette)
 - Be prompt. Follow class schedules and respond to email messages promptly.
 - Participate. Participation is part of your grade and also helps to move the class along. Especially for group activities, be sure to do your share of the work.
 - No flaming, trolling, or cyber bullying. You are all expected to be respectful and professional. If you have any concerns with classmates, please contact your instructor regarding the problem.
 - Stay on topic and try to back up any claims or statements that you make.
 - Do not plagiarize.
 - Avoid jokes and sarcasm as these are often misinterpreted online.
 - Respect the privacy of others. Do not post or communicate other person’s personal or confidential information that is not related to the course in the virtual classroom.
 - Remember that the UOG Moodle system keeps logs of all your activity inside of UOG Moodle.

University Policies

1) PLAGIARISM:

The UOG Student Handbook prohibits plagiarism. In this class, evidence of plagiarism in any assignment will result in an F grade for the whole course, and possibly a hearing at the Student Discipline Committee. Review handout on how to avoid plagiarism.

Please be aware of PLAGIARISM on homework and the exam. If such action is found, you will fail this course and possibly a hearing at the Student Discipline Committee. The examples of Plagiarism on the quiz, homework, or the exam can be (but not limited to) sharing answers with classmates, getting answers from someone, searching answers on internet or looking at a memo or textbook during the exam. For written homework, asking questions to your classmates is allowed, but do not copy someone's work.

2) ADA ACCOMODATION SERVICES

If you are a student with a disability who will require an accommodation(s) to participate in this course, please contact the Student Counseling and Advising Service Disability Support Services office to discuss your specific accommodation needs confidentially. A Faculty Notification letter will be emailed to me specifying your approved accommodations. If you are not registered, you should do so immediately at the Student Center, Rotunda office #5, sssablan@triton.uog.edu or ph/TTY: 735-2460, to coordinate your accommodation request.

3) EEO STATEMENT

The University is committed to maintaining the campus community as a place of work and study for faculty, staff and students, free of all forms of discrimination and harassment. If you experience harassment or discrimination, then you should report it immediately to Mr. Larry Gamboa, Acting EEO Director at the **EEO/ADA & Title IX Office**, Institutional Compliance Officer (671) 735-2244 located in Dorm 1. For immediate assistance in an emergency call 911.

4) REMINDER OF SOME BEST PRACTICES FOR THE ONLINE COURSE MEETINGS:

- Pick a quiet room so background noise is minimized.
- Log in a little early so there is no delay in your efforts to connect. Maybe 10 minutes before start time.

5) GUIDANCE ON ALTERNATE GRADING OPTION:

Students have the right to use the alternate grading option this semester, but you should be aware that this option may not be appropriate in all courses. [This course is such a course.] In most courses required for professional certification, or programs requiring specialized accreditation, letter grades are required. Think carefully, and talk through your options with a trusted advisor, before exercising this option.

6) NO UNAUTHORIZED RECORDING:




Only the instructor may record class sessions. Unauthorized recording of online class meetings is not allowed, to include screen shots that include identifiable information of any person in the session. Not only is the delivery of course content the intellectual property of the instructor, but students enrolled in the course have privacy rights. Unauthorized recording and distribution of online courses may violate federal law.

JA 102 Online Course Schedule (subject to change)

This is an intensive course. One-day equals to *three days* in a normal semester. Look at the schedule carefully and never get behind. **Do not miss more than 10 Moodle quizzes, 3 oral practices with a partner, 2 oral activities with the teacher.**



- Watch the lesson videos and kanji videos of the day and do your homework.
- Lesson and kanji **quizzes** are on Moodle. You need to complete them **by 11:59pm** on the due day. Requesting to reopen Moodle quiz will not be entertained, except island-wise disaster or setting errors.
- All **written homework** must be **handwritten** (do not type). Typed homework will not be accepted (you will get 0 point for it). Submit (upload) your assignments to an appropriate submission folder by the due date. No late submissions will be accepted. As for **kanji**, click “kanji materials” icon under the “Kanji” folder to download “Kanji writing homework” sheets. Do not use a scratch paper for kanji writing homework (and reading homework if there are). For **dialogue**, you need to watch the dialogue video or read the dialogue skit and create your own dialogue. Dialogue skits and **reading** materials are in “Dialogue, Reading, Verb list” folder under “Lesson”. Written assignments are usually submitted by Wednesdays. However, it is a “submission” deadline. Do your homework on the day indicated. Do not wait until the due day (usually Wednesday) to do all your written homework.
- You will be assigned an oral practice **partner** (a Japanese student if available). You need to discuss the practice time and zoom link number with your partner. The practice must be at least for 20 minutes. You may stop practicing after reaching 20 minutes. You do not need to complete all tasks if the time runs out. Note that there is time difference between Guam and Japan (Guam is 1 hour ahead). Japanese partners participate this activity voluntarily. So, do not show up late and make them wait. **Keep the camera on during the practice. Use the “share screen” function to show which task you are doing**

<Symbols used in the schedule below>

-  = watch a video. Watch the lesson videos & kanji videos and do your homework.
-  = oral practice with a partner or oral activity with the teacher.
-  (under 'Homework due') = written homework.

* If you find that the quiz close date or/and time on Moodle does not match the course schedule below, please notify the instructor asap. There may be a system error. In that case, follow the course schedule.

	Contents	Homework due
before 5/28	Submit “Student Schedule Information Sheet” to the teacher at “kai@triton.uog.edu” asap or by 5/22 (W)	1) If you cannot contact the teacher between 9:00am-11:00am on 5/28 (T), inform it to the teacher as soon as possible. 2) Answer Questionnaire 1 on the main page by 5/29 (W).

Week 1	Contents	Assignments
5/28 (T)	1) Read the course syllabus and schedule carefully. 2)  Oral Activity with the teacher Contact the teacher between 9am-11am using Zoom with the Teacher on the course main page *** You will receive the following information shortly. - Your conversation partner’s information - Time and the order of your oral activity with the teacher next time	During the meeting with the teacher, we will discuss the following schedule: - Oral activity with the teacher - Oral practice with a partner
	1) Answer Questionnaire 1 on the course main page. 2) Download the course materials from the course main page. 3) Purchase the textbook (optional)	You may start watching the videos and taking the quizzes in advance
	1)  Introduction	

5/29 (W)	1) Contact your oral practice partner(s). Some students may also have a Japanese partner in addition to a UOG partner. Discuss the practice time and zoom link number with your partner. LESSON 6 2) 🗣️ L6 Kanji: 東、西、南 3) 🗣️ Lesson 6 Vocabulary	1) Lesson 6 Vocabulary Quiz
	1) 🗣️ L6 Kanji: 北、口、出 2) 🗣️ Lesson 6.1 (How to make the て-form)	1) Lesson 6.1 Quiz
	1) 🗣️ L6 Kanji: 右、左、分 2) 🗣️ Lesson 6.2 (～てください)	1) Lesson 6.2 Quiz
5/30 (Th)	1) ☺️ Oral Activity with the teacher Contact the teacher at your assigned time 2) 🗣️ L6 Kanji: 先、生、大 3) 🗣️ Lesson 6.3 (～でもいいですか & ～てはいけません)	1) Lesson 6.3 Quiz
	1) 🗣️ L6 Kanji: 学、外、国 2) 🗣️ Lesson 6.4 (～て、～)	1) Lesson 6.4 Quiz 2) 📝: Kanji Writing Homework ① (L6 kanji) : submit by 11:59pm, 6/5 (W)
	1) 🗣️ Lesson 6.5 (～から)	1) Lesson 6.5 Quiz
5/31 (F)	Oral practice with a partner(s) starts! 1) 🗣️ Lesson 6.6 (～ましょうか)	1) Lesson 6.6 Quiz
	1) 🗣️ L6 dialogue video	1) 📝: Create your own dialogue (L6): submit by 11:59pm, 6/5 (W)
	1) Kanji L6 Quiz (time controlled) : click the link under the kanji video. LESSON 7 2) 🗣️ Lesson 7 Vocabulary 3) ☺️ Oral practice with your partner: L6.1(1)(2), L6.2, L6.3, L6.4 tasks (if time allows L6 vocabulary) * Contact your conversation partner through Zoom and practice conversation tasks on Moodle.	1) Kanji L6 Quiz (time controlled) 2) Lesson 7 Vocabulary Quiz

Week 2	Contents	Homework due
6/3 (M)	1) 🗣️ L7 Kanji: 京、子、小 2) 🗣️ Lesson 7.1 (～ています & ていました: Action in progress)	1) Lesson 7.1 Quiz
	1) 🗣️ L7 Kanji: 会、社 2) 🗣️ Lesson 7.2 (～ています: Fixed type, Describe people)	1) Lesson 7.2 Quiz
	1) 🗣️ L7 Kanji: 父、母 2) 🗣️ Lesson 7.3 (～は～が) 3) ☺️ Oral practice with your partner: L6.5, L6.6, L7.1(1)(2), L7.2(1)(2) tasks (if time allows, L7 vocabulary)	1) Lesson 7.3 Quiz *Check the topic and required expressions for Oral Performance (1)
6/4 (T)	1) 🗣️ L7 Kanji: 高、校、毎 2) 🗣️ Lesson 7.4 (Adjective+て: Connection of adjectives)	1) Lesson 7.4 Quiz
	1) 🗣️ L7 Kanji: 語、文 2) 🗣️ Lesson 7.5 (Purpose + に～)	1) Lesson 7.5 Quiz
	1) 🗣️ L7 Kanji: 帰、入 2) 🗣️ Lesson 7.6 (Counter: ～人, other counters)	1) Lesson 7.6 Quiz 2) 📝: Kanji Writing Homework ② (L7 kanji): submit by 11:59pm, 6/5 (W)
6/5 (W)	1) Kanji L7 Quiz (time controlled) 2) 🗣️ L7 dialogue video	1) Kanji L7 Quiz (time controlled) 2) 📝: Make your own dialogue (L7): submit by 11:59pm, 6/5 (W)
	LESSON 8 1) 🗣️ L8 Kanji: 員、新 2) 🗣️ Lesson 8 Vocabulary	1) Lesson 8 Vocabulary Quiz
	1) 🗣️ L8 Kanji: 聞、作 2) 🗣️ Lesson 8.1 (How to make the plain forms & Casual conversation) 3) ☺️ Oral practice with your partner: L7.3, L7.4(1)(2)(3), L7.5, L7.6 tasks (if time allows, review verb te-form)	1) Lesson 8.1 Quiz

6/6 (Th)	1) ☺ Oral Activity with the teacher Contact the teacher at your assigned time Oral Performance Test 1	
	1) 📖 L8 Kanji: 仕、事 2) 📖 Lesson 8.2 (～とおもいます)	1) Lesson 8.2 Quiz
	1) 📖 L8 Kanji: 電、車、休 2) 📖 Lesson 8.3 (～とっていました)	1) Lesson 8.3 Quiz
6/7 (F)	1) 📖 L8 Kanji: 言、読、思 2) 📖 Lesson 8.4 (～ないてください)	1) Lesson 8.4 Quiz
	1) 📖 Lesson 8.5 (～のがすきです)	1) Lesson 8.5 Quiz
	1) 📖 L8 Kanji: 次、何 2) 📖 Lesson 8.6 (だれ+が～)	1) Lesson 8.6 Quiz 2) 📖 Kanji Writing Homework ③ (L8 kanji): submit by 11:59pm, 6/12 (W)
	3) ☺ Oral Activity with your partner: L8.1(1)(2), L8.2, L8.3 tasks (if time allows, L8 vocabulary)	

Week 3	Contents	Homework due
6/10 (M)	1) Kanji L8 Quiz (time controlled) 2) 📖 Lesson 8.7 (何か and 何も)	1) Kanji L8 Quiz (time controlled) 2) Lesson 8.7 Quiz
	1) 📖 L8 dialogue video	1) 📖: Make own dialogue (L8): submit by 11:59pm, 6/12 (W)
	LESSON 9 1) 📖 Lesson 9 Vocabulary 2) ☺ Oral practice with your partner: L8.4, L8.5, L8.6, L8.7 tasks (if time allows, L9 vocabulary)	1) Lesson 9 Vocabulary Quiz
6/11 (T)	1) 📖 L9 Kanji: 午、後、前 2) 📖 Lesson 9.1 (How to make past plain forms & Casual conversation)	1) Lesson 9.1 Quiz
	1) 📖 L9 Kanji: 名、白、雨 2) 📖 Lesson 9.2 (～たとおもいます)	1) Lesson 9.2 Quiz
	1) 📖 L9 Kanji: 書、友、間 2) 📖 Lesson 9.3 (～たとっていました)	1) Lesson 9.3 Quiz
6/12 (W)	1) 📖 L9 Kanji: 家、話、少 2) 📖 Lesson 9.4 (Relative Clause)	1) Lesson 9.4 Quiz
	1) 📖 L9 Kanji: 古、知、来 2) 📖 Lesson 9.5 (まだ～いません)	1) Lesson 9.5 Quiz 2) 📖: Kanji Writing Homework ④ (L9 kanji): submit by 11:59pm, 6/12 (W)
	1) 📖 Lesson 9.6 (～から～) 2) ☺ Oral Activity with your partner: L9.1(1)(2), L9.2(1)(2)(3), L9.3, L9.4 tasks	1) Lesson 9.6 Quiz
6/13 (Th)	1) 📖 L9 dialogue video	1) 📖: Make own dialogue (L9): submit by 11:59pm, 6/19 (W)
	1) Kanji L9 Quiz (time controlled) LESSON 10 2) 📖 Lesson 10 Vocabulary	1) Kanji L9 Quiz (time controlled) 2) Lesson 10 Vocabulary Quiz
	1) 📖 L10 Kanji: 住、正、年 2) 📖 Lesson 10.1 (～のほうがいい)	1) Lesson 10.1 Quiz
6/14 (F)	1) 📖 L10 Kanji: 売、買、町 2) 📖 Lesson 10.2 (どれが一番～)	1) Lesson 10.2 Quiz
	1) 📖 L10 Kanji: 長、道、雪 2) 📖 Lesson 10.3 (Substitution の)	1) Lesson 10.3 Quiz
	1) 📖 L10 Kanji: 立、自、夜 2) 📖 Lesson 10.4 (～つもりです) 1) ☺ Oral practice with your partner: L9.5, L9.6 tasks, L10.1(1)(2)(3), (if time allows, L10 vocabulary)	1) Lesson 10.4 Quiz *Check the study guide for the Chapter Test *Check the topic and required expressions for the Oral Performance (2)

Week 4	Contents	Homework due
6/17 (M)	1) 📺 Lesson 10.5 (に・く+なります)	1) Lesson 10.5 Quiz
	1) 📺 Lesson 10.6 (Instrument and Transportation で)	1) Lesson 10.6 Quiz
	1) 📺 L10 Kanji: 朝、持 2) 📺 Lesson 10.7 (何か・どこかに・だれかに) 3) ☺ Oral practice with your partner: L10.2(1)(2)(3), L10.3(1)(2) L10.4, L10.5, L10.6, L10.7 tasks	1) Lesson 10.7 Quiz 2) 📝: Kanji Writing Homework ⑤ (L10 kanji): submit by 11:59pm, 6/19 (W)
6/18 (T)	1) Kanji L10 Quiz (*time controlled) 2) 📺 L10 dialogue video LESSON 11 3) 📺 Lesson 11 Vocabulary	1) Kanji L10 Quiz (time controlled) 2) Lesson 11 Vocabulary Quiz 3) 📝: Make own dialogue (L10): submit by 11:59pm, 6/19 (W)
	1) 📺 L11 Kanji: 手、紙、好 2) 📺 Lesson 11.1 (たいです・～たかったです・～たくありませんでした)	1) Lesson 11.1 Quiz
	1) 📺 L11 Kanji: 近、明、病 2) 📺 Lesson 11.2 (～たいと言っていました・～たがっています)	1) Lesson 11.2 Quiz
6/19 (W)	1) 📺 L11 Kanji: 院、映、画 2) 📺 Lesson 11.3 (～たり、～たりします)	1) Lesson 11.3 Quiz
	1) 📺 L11 Kanji: 歌、市、所 2) 📺 Lesson 11.4 (～たことがあります)	1) Lesson 11.4 Quiz
	1) 📺 L11 Kanji: 勉、強、有、旅 2) 📺 Lesson .11.5 (～や～) 3) ☺ Oral practice with your partner: L11.1(1)(2), L11.2, L11.3 tasks (if time allows, L11 vocabulary)	1) Lesson 11.5 Quiz 2) 📝: Kanji Writing Homework ⑥ (L11 kanji): submit by 11:59pm, 6/19 (W)
6/20 (Th)	Chapter Test (L6-L9) 8:00AM-9:00AM	
	Oral Performance Test 2	*Check the topic and required expressions for the Oral Performance (3)
6/21 (F)	1) Kanji L11 Quiz (*time controlled) 2) 📺 L11 dialogue video	1) Kanji L11 Quiz (time controlled) 2) 📝: Make own dialogue (L11): submit by 11:59pm, 6/26 (W)
	LESSON 12 1) 📺 L12 Kanji: 昔、々 2) 📺 Lesson 12 Vocabulary 3) 📺 Lesson 12.1 (～んです)	1) Lesson 12 Vocabulary Quiz 2) Lesson 12.1 Quiz
	1) 📺 L12 Kanji: 神、早 2) 📺 Lesson 12.2 (～すぎます)	1) Lesson 12.2 Quiz
6/22 (S)	1) 📺 L12 Kanji: 起、牛 2) 📺 Lesson 12.3 (～たほうがいい) 3) ☺ Oral practice with your partner: L11.4, L11.5, L12.1(1)(2), L12.2, tasks (if time allows, L12 vocabulary)	1) Lesson 12.3 Quiz

Week 5	Contents	Homework due
6/24 (M)	1) Oral Performance Test 3	*Check the study guide for the Final
	1) 📺 L12 Kanji: 使、働 2) 📺 Lesson 12.4 (Reason ～ので～)	1) Lesson 12.4 Quiz
	1) 📺 L12 Kanji: 連、別、度 2) 📺 Lesson 12.5 (～なくちゃいけません) 3) ☺ Oral practice with your partner: L12.3, L12.4, L12.5 tasks (if time allows, L12 vocabulary)	1) Lesson 12.5 Quiz

6/25 (T)	1) 📺 L12 Kanji: 赤、青、色 2) 📺 Lesson 12.6 (～でしょう)	1) Lesson 12.6 Quiz 2) 📄: Kanji Writing Homework ⑦ (L12 kanji): submit before 11:59pm, 6/26 (W)
	1) Kanji L12 Quiz (*time controlled) 2) 📺 L12 dialogue video	1) Kanji L12 Quiz (time controlled) 2) 📄: Make own dialogue (L12): submit by 11:59pm, 6/26 (W)
	1) Review L7, L8 2) Reading L7, L8 (Read and answer questions, and write compositions) * Reading pages can be found in the textbook. You can also download them from the "Lesson" folder on the course main page.	
6/26 (W)	1) Review L9, L10 2) Reading L9, L10 (Read and answer questions, and write compositions)	
	1) Review L11, L12 2) Reading L11, L12 (Read and answer questions, and write compositions)	
	3) ☺ Oral practice with your partner: L12.6 task, Review L6-L12 (review grammars of your choice)	
6/27 (Th)	1) Review	
	1) Written Exam 8:00am-9:30am	
6/28 (F)	1) Review	
	1) Review	
	1) Review	