

# SEPRS ENGAGEMENT INITIATIVES SURVEY

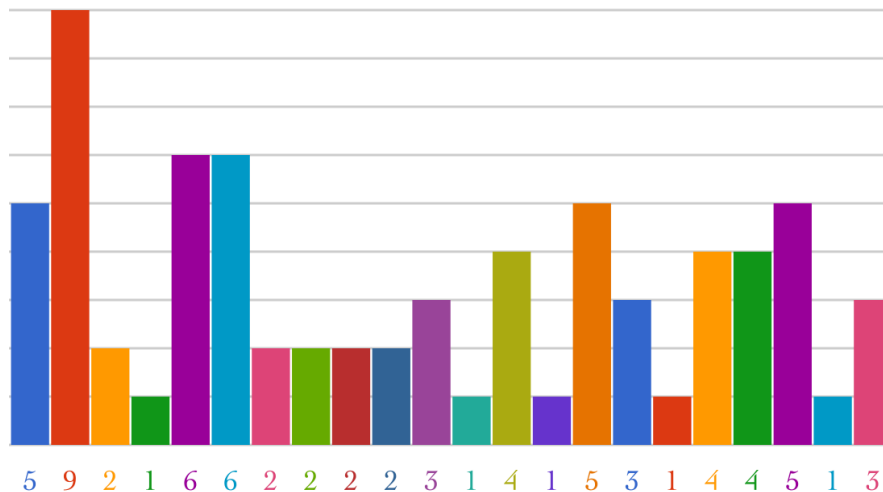
## Preliminary Results 2024

by

Dean Emerita Annette Santos assisted by  
SEPRS Secretary Kathryn Wood

## Which initiatives would you like to engage in?

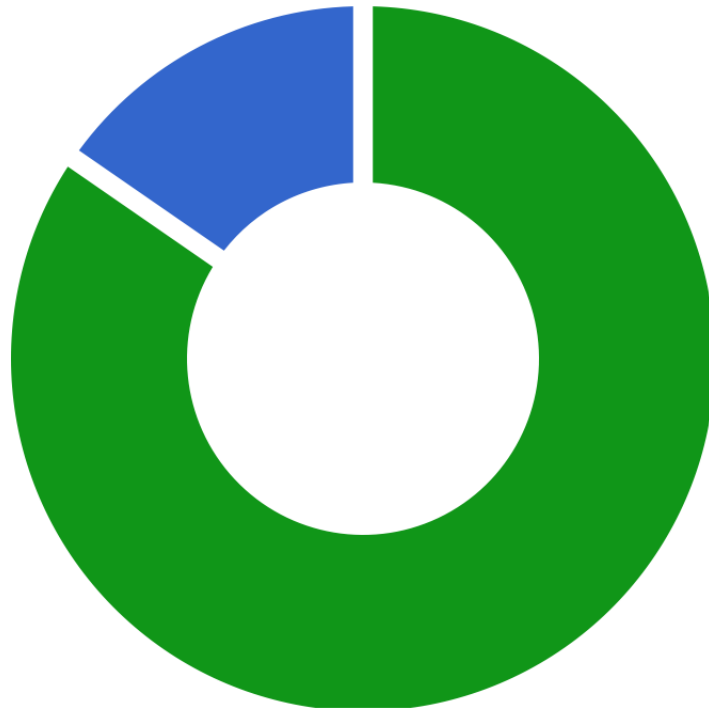
Bar ▾



- Pairing with Early-Career Faculty : 5 (6.94%)
- Student Mentorship : 9 (12.5%)
- Visiting Professors : 2 (2.78%)
- Public Lectures : 1 (1.39%)
- Collaborative Projects : 6 (8.33%)
- Research Mentorship : 6 (8.33%)
- Ambassadors for UOG Alumni and Donor Relations : 2 (2.78%)
- Alumni Mentorship Programs : 2 (2.78%)
- Institutional Governance : 2 (2.78%)
- Accreditation Support : 2 (2.78%)
- Authorship Opportunities : 3 (4.17%)
- Institutional Blog or Newsletter : 1 (1.39%)
- Lifelong Learning Programs : 4 (5.56%)
- Executive Education : 1 (1.39%)
- Preserving Institutional History : 5 (6.94%)
- Oral Histories : 3 (4.17%)
- Cross-Disciplinary Dialogues : 1 (1.39%)
- Advisors for New Programs : 4 (5.56%)
- Emeritus Professor Network : 4 (5.56%)
- Consulting for Regional/International Partnerships : 5 (6.94%)
- Program Review and Updates : 1 (1.39%)
- other : 3 (4.17%)

**How often would you like to engage in the areas of interest your selected above?**

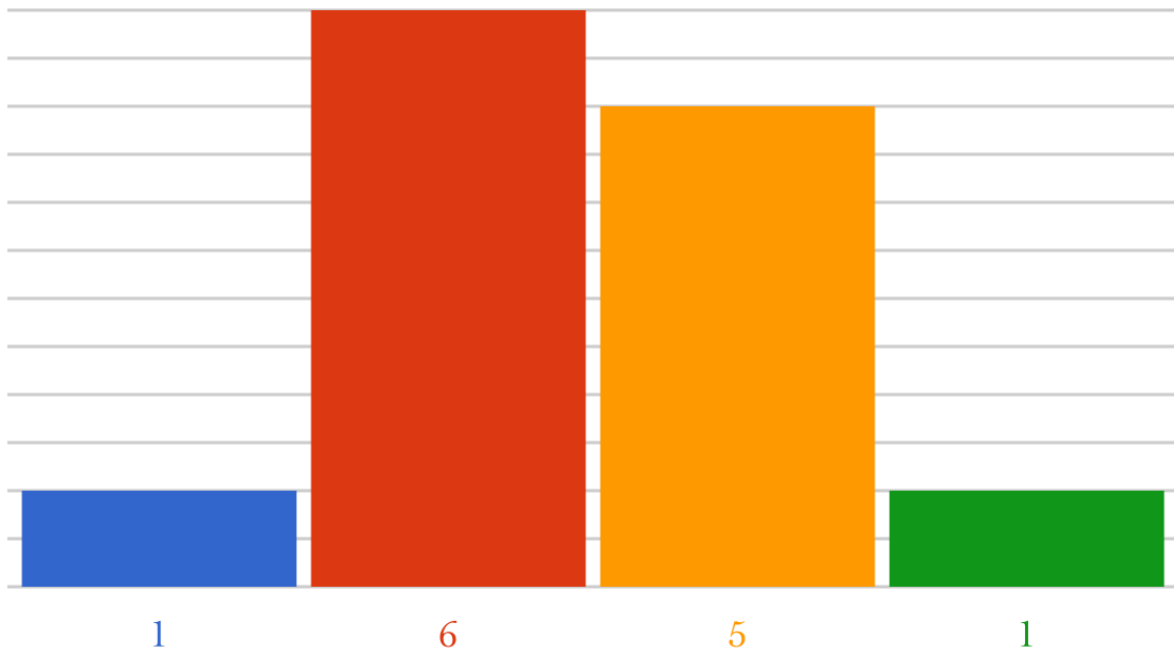
Pie



- Weekly : 2 (15.38%)
- Monthly : 0 (0%)
- Once per semester : 0 (0%)
- As needed : 11 (84.62%)
- Not interested in engaging : 0 (0%)

## In which format would you prefer to engage in the activities selected above?

Bar ▾



- In-person : 1 (7.69%)
- Virtual (e.g., Zoom, Teams) : 6 (46.15%)
- Both : 5 (38.46%)
- No preference : 1 (7.69%)